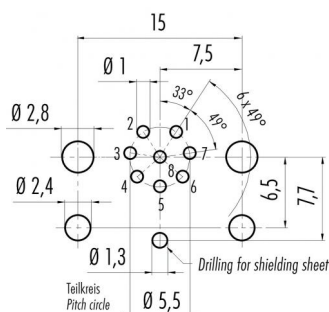


Product description	M12-A male panel mount connector, Contacts: 8, shieldable, dip-solder, IP68, UL, for PCB assembly
Area	M12-A series 763
Order number	99 3481 458 08

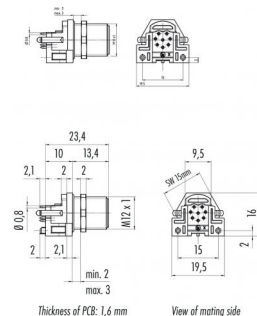
## Illustration



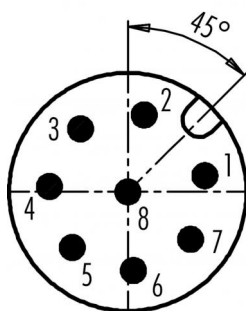
## Conductor layout



## Scale drawing



## Contact arrangement (Plug-in side)



**You can find the assembly instructions on the next page.**

## Technical data

## General values

Connector design	male panel mount connector
Connector locking system	screw
Termination	dip-solder
Upper limit temperature	85 °C
Lower limit temperature	-40 °C
Customs tariff number	85369010

## Electrical values

Rated current (40 °C)	1.5 A (2 A UL)
Rated voltage	30 V
Rated impulse voltage	800 V
Pollution degree	3
Overvoltage category	II
Insulating material group	III
Insulation resistance	> 10 <sup>8</sup> Ω
EMC compliance	shieldable
Degree of protection	IP68
Mechanical operation	> 100 Mating cycles

## Material

Contact material	CuZn (brass)
Contact plating	Au (gold)
Contact body material	PA
Housing material	CuZn (Brass nickel plated)
REACH SVHC	CAS 7439-92-1 (Lead)

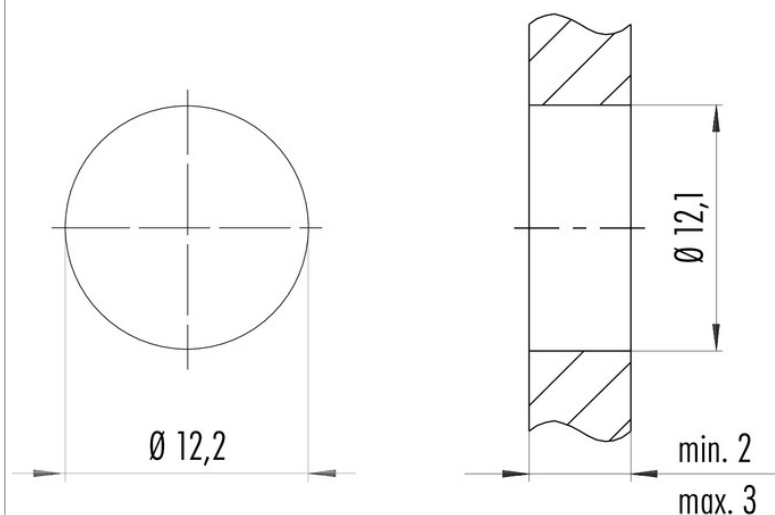
## authorization/approvals

Approval 1 UL

Product description M12-A male panel mount connector, Contacts: 8, shieldable, dip-solder, IP68, UL, for PCB assembly

Area M12-A series 763  
Order number 99 3481 458 08

### Assembly instructions / Panel cut-out



Anzugsdrehmoment/Tightening torque  
M12 x 1 1,00 Nm

Product description	M12-A male panel mount connector, Contacts: 8, shieldable, dip-solder, IP68, UL, for PCB assembly
Area	M12-A series 763
Order number	99 3481 458 08

## Security notices

The connectors have been developed for applications in plant engineering, control and electrical equipment construction. The user is responsible for checking whether the connectors can also be used in other areas of application.

Plug connectors with enclosure protection IP 67 and IP 68 are not suitable for use under water. When used outdoors, the plug connectors must be protected separately against corrosion. For further information on the IP protection classes, please refer to the "Technical Information" download centre.