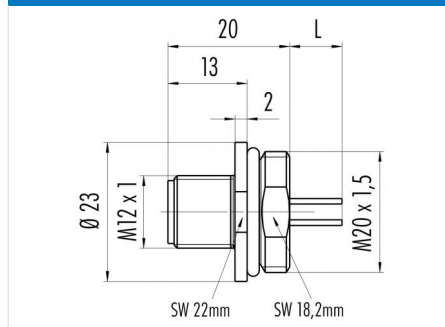


Product description	M12-A male panel mount connector, Contacts: 8, unshielded, single wires, IP67, UL, M20x1.5 plastic
Area	M12-A series 763
Order number	76 4631 0011 00008-0200

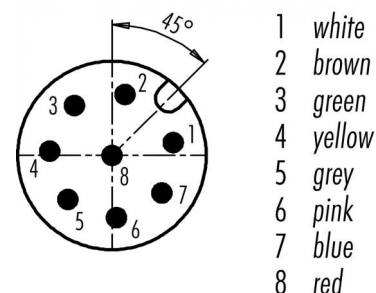
Illustration



Scale drawing



Contact arrangement (Plug-in side)



You can find the assembly instructions on the next page.

Technical data

General values

Connector design	male panel mount connector
Connector locking system	screw
Termination	single wires
Wire gauge (mm)	0.25 mm ²
Wire gauge (AWG)	AWG 24
Upper limit temperature	85 °C
Lower limit temperature	-40 °C
Customs tariff number	85369010

Electrical values

Rated current (40 °C)	2 A (UL 1.5 A)
Rated voltage	30 V
Rated impulse voltage	800 V
Pollution degree	3
Overvoltage category	II
Insulating material group	III
Insulation resistance	> 10 ⁸ Ω
EMC compliance	unshielded
Degree of protection	IP67
Mechanical operation	> 100 Mating cycles

Material

Contact material	CuZn (brass)
Contact plating	Au (gold)
Contact body material	PA
Housing material	PA
REACH SVHC	CAS 7439-92-1 (Lead)

authorization/approvals

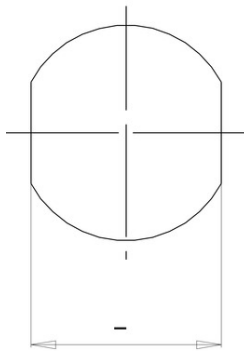
Approval 1	UL
------------	----

Product description M12-A male panel mount connector, Contacts: 8, unshielded, single wires, IP67, UL, M20x1.5 plastic

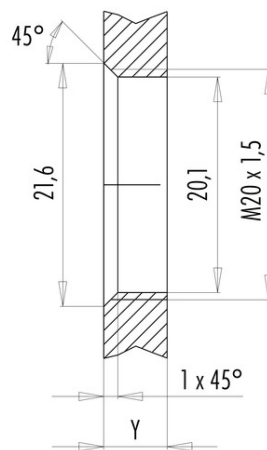
Area M12-A series 763
Order number 76 4631 0011 00008-0200

Assembly instructions / Panel cut-out

With flats as anti-rotation device



With bore hole



Installation direction: o-ring sits on chamfer.

Tightening moment

Metall housing/Plastic housing 1,25 Nm

Thickness of wall Y (mm)		
Version	min (mm)	max (mm)
Fastened from rear	2	3,5
Front fastened	2	4,5
positioning possible ¹⁾	2	3,5
Screw clamp	2	3,5
Thread M12 x 1	2	3,0
Thread M14 x 1 ²⁾	³⁾ 1,5/ ⁴⁾ 2	6,5

Notes

- ¹⁾ Do not attach a chamfer
- ²⁾ Wall thickness:
use locknut 01-5385 up to 1,5 mm,
>1,5 mm cut thread
- ³⁾ Nut
- ⁴⁾ Thread in wall of housing

Product description	M12-A male panel mount connector, Contacts: 8, unshielded, single wires, IP67, UL, M20x1.5 plastic
Area	M12-A series 763
Order number	76 4631 0011 00008-0200

Security notices

The connectors have been developed for applications in plant engineering, control and electrical equipment construction. The user is responsible for checking whether the connectors can also be used in other areas of application.

Plug connectors with enclosure protection IP 67 and IP 68 are not suitable for use under water. When used outdoors, the plug connectors must be protected separately against corrosion. For further information on the IP protection classes, please refer to the "Technical Information" download centre.