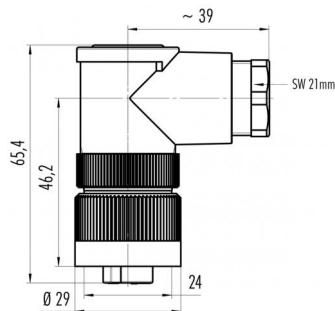


| | |
|---------------------|---|
| Product description | RD24 female angled connector, Contacts: 3+PE, 10.0 - 12.0 mm, unshielded, screw clamp, IP67, UL, ESTI+, VDE, PG13.5 |
| Area | RD24 series 693 |
| Order number | 99 4222 215 04 |

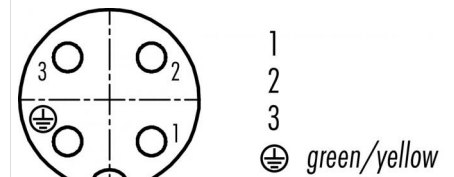
Illustration



Scale drawing



Contact arrangement (Plug-in side)



You can find the component part drawing and assembly instructions on the next page.

Technical data

General values

| | |
|--------------------------|---------------------------|
| Connector design | female angled connector |
| Connector locking system | screw |
| Termination | screw clamp |
| Wire gauge (mm) | max. 2.50 mm ² |
| Wire gauge (AWG) | max. AWG 14 |
| Cable outlet | 10.0 - 12.0 mm |
| Upper limit temperature | 100 °C |
| Lower limit temperature | -40 °C |
| Customs tariff number | 85369010 |

Electrical values

| | |
|---------------------------|----------------------|
| Rated current (40 °C) | 16 A (12 A UL) |
| Rated voltage | 400 (UL 600 V) V |
| Rated voltage UL | 600 |
| Rated impulse voltage | 6000 V |
| Pollution degree | 3 |
| Overvoltage category | III |
| Insulating material group | III |
| Insulation resistance | ≥ 10 ¹⁰ Ω |
| EMC compliance | unshielded |
| Degree of protection | IP67 |
| Mechanical operation | > 500 Mating cycles |

Material

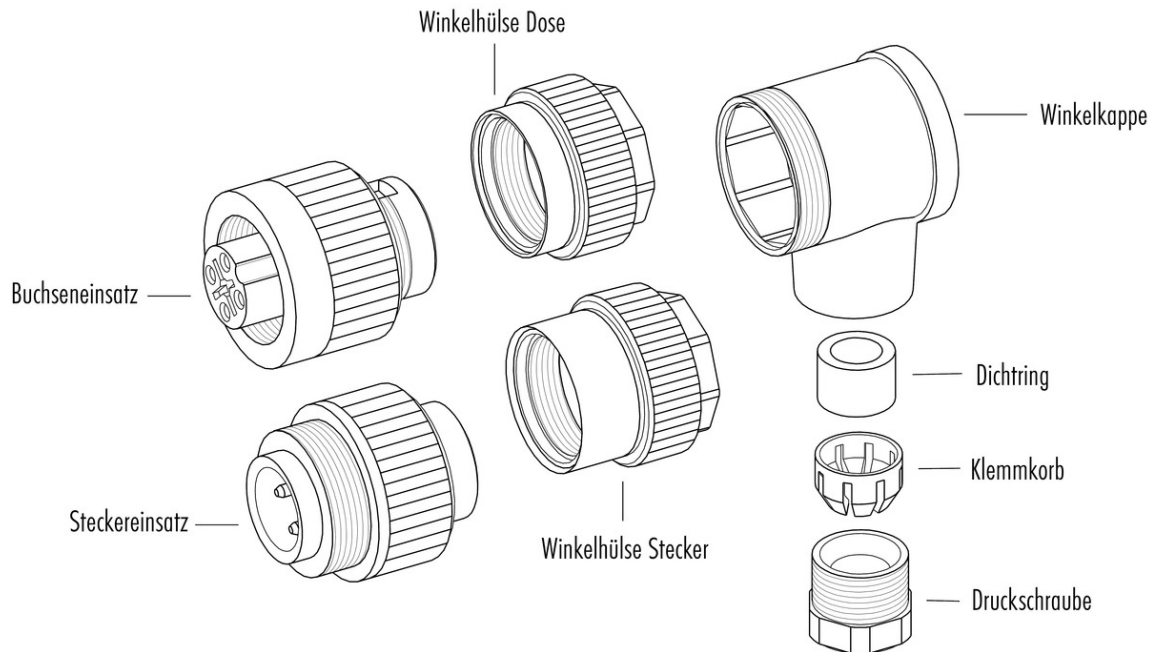
| | |
|-----------------------|----------------------|
| Contact material | CuZn (brass) |
| Contact plating | Ag (silver) |
| Contact body material | PBT (UL94 V-0) |
| REACH SVHC | CAS 7439-92-1 (Lead) |

authorization/approvals

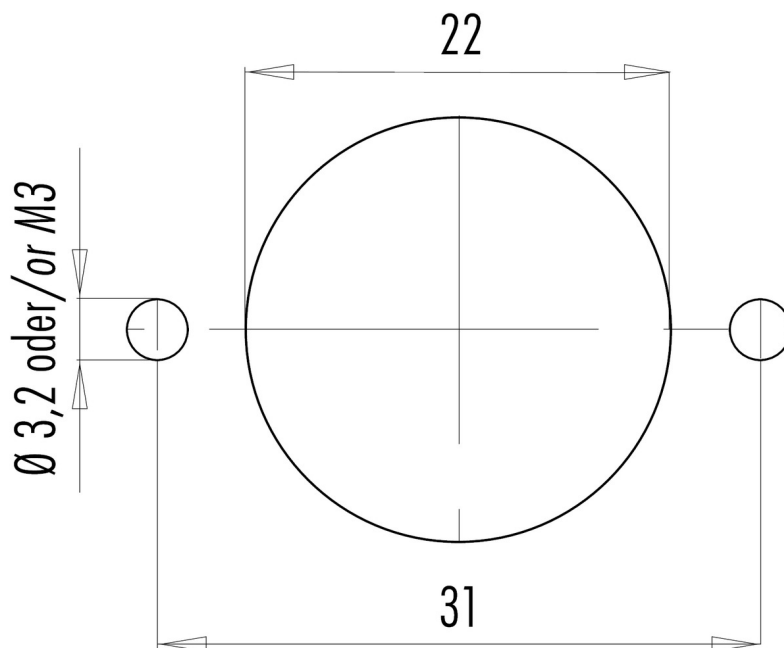
| | |
|------------|-------|
| Approval 1 | UL |
| Approval 2 | ESTI+ |
| Approval 3 | VDE |

| | |
|---------------------|---|
| Product description | RD24 female angled connector, Contacts: 3+PE, 10.0 - 12.0 mm, unshielded, screw clamp, IP67, UL, ESTI+, VDE, PG13.5 |
| Area | RD24 series 693 |
| Order number | 99 4222 215 04 |

Component part drawing



Assembly instructions / Panel cut-out



| | |
|---------------------|---|
| Product description | RD24 female angled connector, Contacts: 3+PE, 10.0 - 12.0 mm, unshielded, screw clamp, IP67, UL, ESTI+, VDE, PG13.5 |
| Area | RD24 series 693 |
| Order number | 99 4222 215 04 |

Security notices

The connector must not be plugged or unplugged under load. Non-observance and improper use can result in personal injury.

The connectors have been developed for applications in plant engineering, control and electrical equipment construction. The user is responsible for checking whether the connectors can also be used in other areas of application.

To protect against unintentional opening of the connector, the thread between the housing and the connector head must be secured with a suitable cyanoacrylate adhesive when used in circuits with voltages dangerous to the touch. This does not apply to connectors used in SELV and PELV circuits according to IEC 61140 (EN 61140, VDE 0140-1).

Connectors which are used in circuits with voltages dangerous to the touch may only be installed and used by, or under the supervision of, persons with electrical engineering training, taking into account the applicable regulations and standards.

The user must take suitable safety precautions to ensure that the connector cannot be accidentally disconnected.

Plug connectors with enclosure protection IP 67 and IP 68 are not suitable for use under water. When used outdoors, the plug connectors must be protected separately against corrosion. For further information on the IP protection classes, please refer to the "Technical Information" download centre. To lock the cable connector with the device connector, the threaded ring is tightened "hand-tight" (approx. 50 cNm).