

Product data sheet

Power connectors

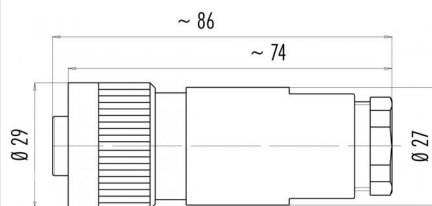


Product description	RD24 female cable connector, Contacts: 3+PE, 12.0 - 14.0 mm, unshielded, screw clamp, IP67, UL, ESTI+, VDE, PG16
Area	RD24 series 693
Order number	99 4222 160 04

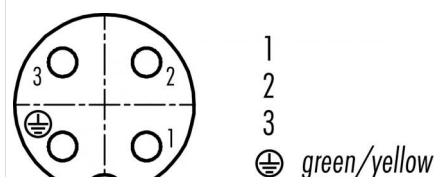
Illustration



Scale drawing



Contact arrangement (Plug-in side)



You can find the component part drawing and assembly instructions on the next page.

Technical data

General values

Connector design	female cable connector
Connector locking system	screw
Termination	screw clamp
Wire gauge (mm)	max. 2.50 mm ²
Wire gauge (AWG)	max. AWG 14
Cable outlet	12.0 - 14.0 mm
Upper limit temperature	100 °C
Lower limit temperature	-40 °C
Customs tariff number	85369010

Electrical values

Rated current (40 °C)	16 A (12 A UL)
Rated voltage	400 (UL 600 V) V
Rated voltage UL	600
Rated impulse voltage	6000 V
Pollution degree	3
Overvoltage category	III
Insulating material group	III
Insulation resistance	≥ 10 ¹⁰ Ω
EMC compliance	unshielded
Degree of protection	IP67
Mechanical operation	> 500 Mating cycles

Material

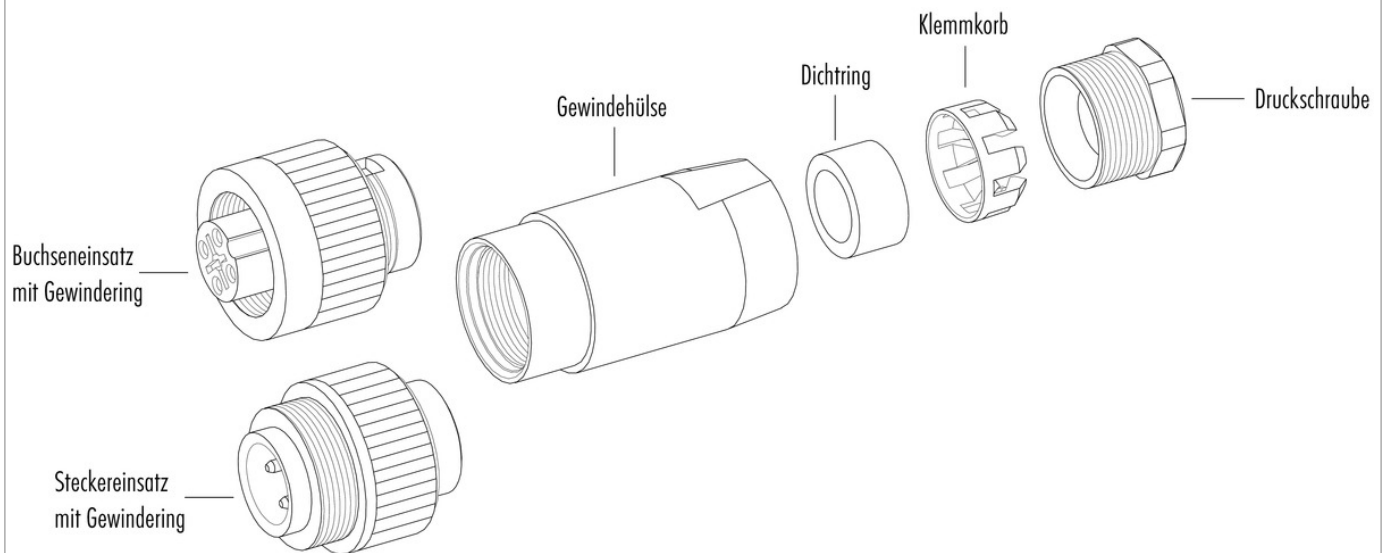
Contact material	CuZn (brass)
Contact plating	Ag (silver)
Contact body material	PBT (UL94 V-0)
REACH SVHC	CAS 96-45-7 (Imidazolidine-2-thione) CAS 7439-92-1 (Lead)

authorization/approvals

Approval 1	UL
Approval 2	ESTI+
Approval 3	VDE

Product description	RD24 female cable connector, Contacts: 3+PE, 12.0 - 14.0 mm, unshielded, screw clamp, IP67, UL, ESTI+, VDE, PG16
Area	RD24 series 693
Order number	99 4222 160 04

Component part drawing



Assembly instructions / Panel cut-out



Product description	RD24 female cable connector, Contacts: 3+PE, 12.0 - 14.0 mm, unshielded, screw clamp, IP67, UL, ESTI+, VDE, PG16
Area	RD24 series 693
Order number	99 4222 160 04

Security notices

The connector must not be plugged or unplugged under load. Non-observance and improper use can result in personal injury.

The connectors have been developed for applications in plant engineering, control and electrical equipment construction. The user is responsible for checking whether the connectors can also be used in other areas of application.

To protect against unintentional opening of the connector, the thread between the housing and the connector head must be secured with a suitable cyanoacrylate adhesive when used in circuits with voltages dangerous to the touch. This does not apply to connectors used in SELV and PELV circuits according to IEC 61140 (EN 61140, VDE 0140-1).

Connectors which are used in circuits with voltages dangerous to the touch may only be installed and used by, or under the supervision of, persons with electrical engineering training, taking into account the applicable regulations and standards.

The user must take suitable safety precautions to ensure that the connector cannot be accidentally disconnected.

Plug connectors with enclosure protection IP 67 and IP 68 are not suitable for use under water. When used outdoors, the plug connectors must be protected separately against corrosion. For further information on the IP protection classes, please refer to the "Technical Information" download centre. To lock the cable connector with the device connector, the threaded ring is tightened "hand-tight" (approx. 50 cNm).