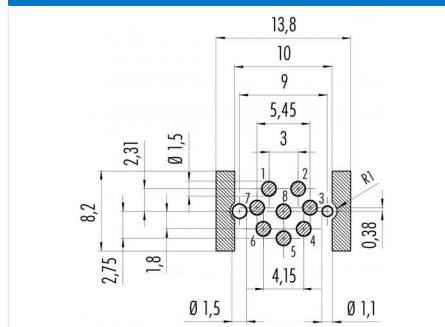


| | |
|---------------------|---|
| Product description | M12-A female panel mount connector, Contacts: 8, unshielded, reflow soldering, IP67 |
| Area | M12-A series 763 |
| Order number | 99 3482 352 08 |

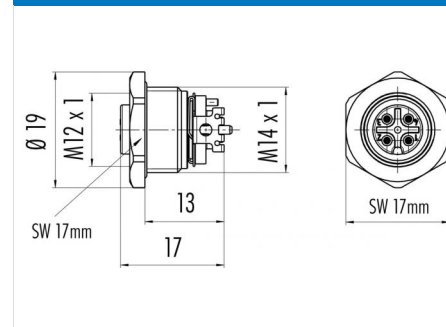
Illustration



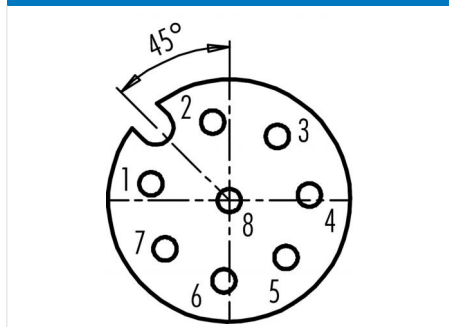
Conductor layout



Scale drawing



Contact arrangement (Plug-in side)



Technical data

General values

| | |
|--------------------------|------------------------------|
| Connector design | female panel mount connector |
| Connector locking system | screw |
| Termination | reflow soldering |
| Upper limit temperature | 85 °C |
| Lower limit temperature | -40 °C |
| Customs tariff number | 85369010 |
| Installation height | 13 |

Electrical values

| | |
|---------------------------|---------------------|
| Rated current (40 °C) | 1.5 A |
| Rated voltage | 30 V |
| Rated impulse voltage | 800 V |
| Pollution degree | 3 |
| Overvoltage category | II |
| Insulating material group | III |
| Insulation resistance | > 10 ⁸ Ω |
| EMC compliance | unshielded |
| Degree of protection | IP67 |
| Mechanical operation | > 100 Mating cycles |

Material

| | |
|-----------------------|----------------------------|
| Contact material | CuSn (bronze) |
| Contact plating | Au (gold) |
| Contact body material | LCP |
| Housing material | CuZn (Brass nickel plated) |
| REACH SVHC | CAS 7439-92-1 (Lead) |

| | |
|---------------------|---|
| Product description | M12-A female panel mount connector, Contacts: 8, unshielded, reflow soldering, IP67 |
| Area | M12-A series 763 |
| Order number | 99 3482 352 08 |

Security notices

The connectors have been developed for applications in plant engineering, control and electrical equipment construction. The user is responsible for checking whether the connectors can also be used in other areas of application.

Plug connectors with enclosure protection IP 67 and IP 68 are not suitable for use under water. When used outdoors, the plug connectors must be protected separately against corrosion. For further information on the IP protection classes, please refer to the "Technical Information" download centre.