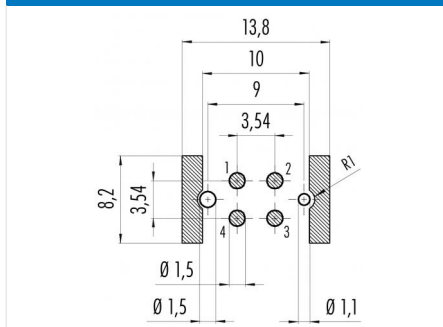


Product description	M12-A female panel mount connector, Contacts: 4, shieldable, reflow soldering, IP67
Area	M12-A series 763
Order number	99 3432 402 04

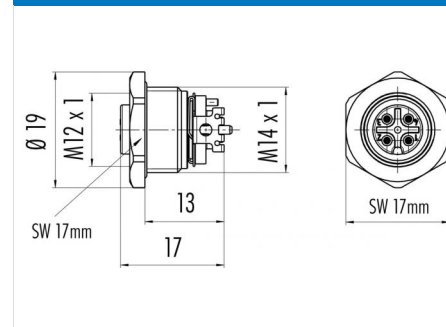
Illustration



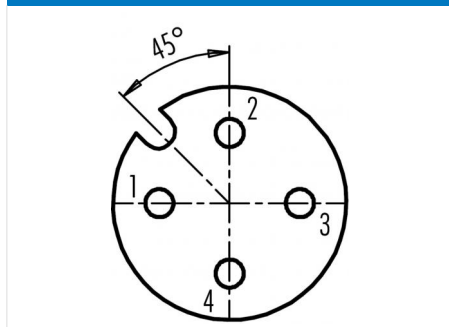
Conductor layout



Scale drawing



Contact arrangement (Plug-in side)



Technical data

General values

Connector design	female panel mount connector
Connector locking system	screw
Termination	reflow soldering
Upper limit temperature	85 °C
Lower limit temperature	-40 °C
Customs tariff number	85369010
Installation height	13

Electrical values

Rated current (40 °C)	4 A
Rated voltage	250 V
Rated impulse voltage	2500 V
Pollution degree	3
Overvoltage category	II
Insulating material group	III
Insulation resistance	> 10 ⁸ Ω
EMC compliance	shieldable
Degree of protection	IP67
Mechanical operation	> 100 Mating cycles

Material

Contact material	CuSn (bronze)
Contact plating	Au (gold)
Contact body material	LCP
Housing material	CuZn (Brass nickel plated)
Locking material	CuZn (brass)
REACH SVHC	CAS 7439-92-1 (Lead)

Product description	M12-A female panel mount connector, Contacts: 4, shieldable, reflow soldering, IP67
Area	M12-A series 763
Order number	99 3432 402 04

Security notices

The connector must not be plugged or unplugged under load. Non-observance and improper use can result in personal injury.

The connectors have been developed for applications in plant engineering, control and electrical equipment construction. The user is responsible for checking whether the connectors can also be used in other areas of application.

Plug connectors with enclosure protection IP 67 and IP 68 are not suitable for use under water. When used outdoors, the plug connectors must be protected separately against corrosion. For further information on the IP protection classes, please refer to the "Technical Information" download centre.