

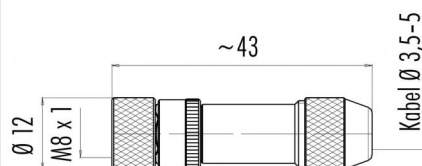
Product description M8 female cable connector, Contacts: 4, 2.0 - 3.5 mm, shieldable, solder, IP67, not UL listed

Area M8 series 768
Order number 99 3362 25 04

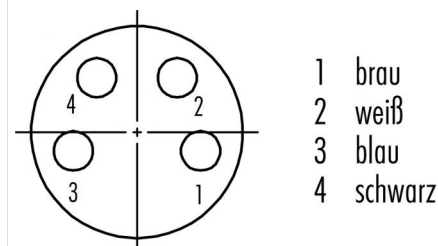
Illustration



Scale drawing



Contact arrangement (Plug-in side)



You can find the component part drawing and assembly instructions on the next page.

Technical data

General values

Connector design	female cable connector
Connector locking system	screw
Termination	solder
Wire gauge (mm)	0.25 mm ²
Wire gauge (AWG)	AWG 24
Cable outlet	2.0 - 3.5 mm
Upper limit temperature	85 °C
Lower limit temperature	-40 °C
Customs tariff number	85444290

Electrical values

Rated current (40 °C)	4 A
Rated voltage	60 V
Rated impulse voltage	1500 V
Pollution degree	3
Overvoltage category	III
Insulating material group	III
EMC compliance	shieldable
Degree of protection	IP67
Mechanical operation	> 100 Mating cycles

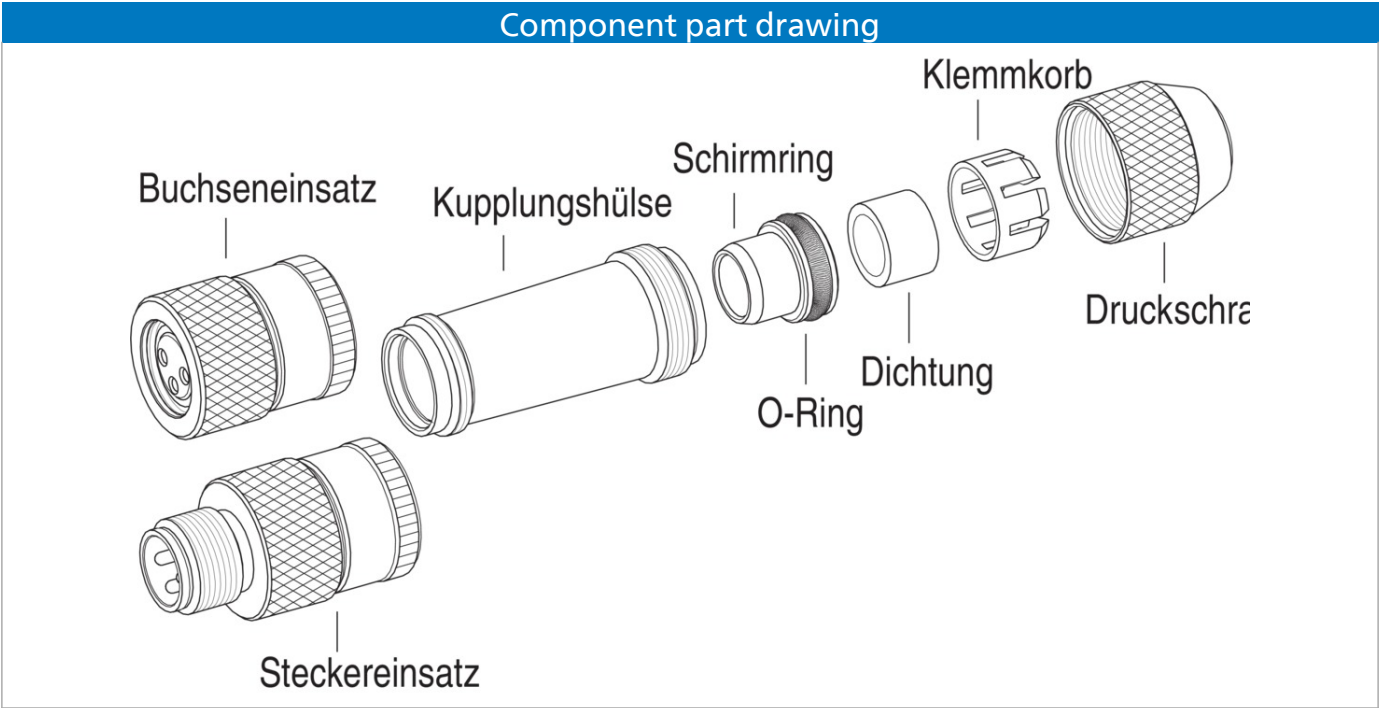
Material

Contact material	CuSn (bronze)
Contact plating	Au (gold)
Contact body material	PA
Housing material	CuZn (Brass nickel plated)
Locking material	CuZn (Brass nickel plated)
REACH SVHC	CAS 96-45-7 (Imidazolidine-2-thione) CAS 7439-92-1 (Lead)

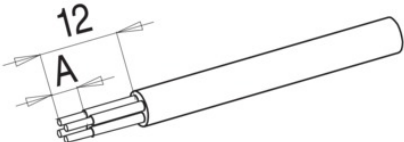
authorization/approvals

Approval 1	not UL listed
------------	---------------

Product description	M8 female cable connector, Contacts: 4, 2.0 - 3.5 mm, shieldable, solder, IP67, not UL listed
Area	M8 series 768
Order number	99 3362 25 04



Assembly instructions / Panel cut-out



	Schraubklemmversion	Lötversion
Maß A/mm	4	3

Product description	M8 female cable connector, Contacts: 4, 2.0 - 3.5 mm, shieldable, solder, IP67, not UL listed
Area	M8 series 768
Order number	99 3362 25 04

Security notices

The connectors have been developed for applications in plant engineering, control and electrical equipment construction. The user is responsible for checking whether the connectors can also be used in other areas of application.

Plug connectors with enclosure protection IP 67 and IP 68 are not suitable for use under water. When used outdoors, the plug connectors must be protected separately against corrosion. For further information on the IP protection classes, please refer to the "Technical Information" download centre. To lock the cable connector with the device connector, the threaded ring is tightened "hand-tight" (approx. 50 cNm).