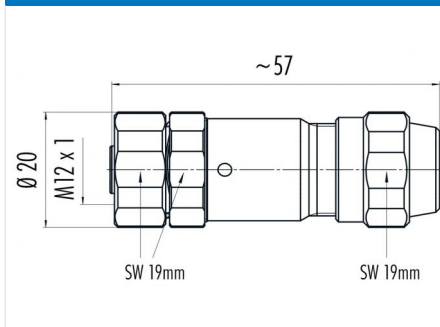


Product description	M12-A female cable connector, Contacts: 8, 5.5 - 8.6 mm, shieldable, screw clamp, IP68/IP69K, UL
Area	M12-A series 713
Order number	99 1486 992 08

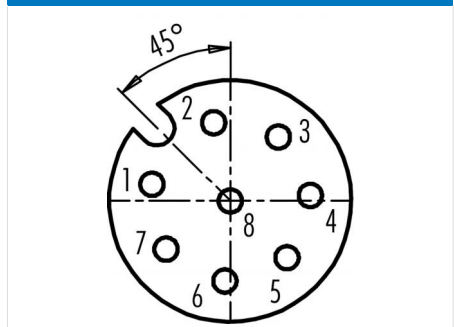
## Illustration



## Scale drawing



## Contact arrangement (Plug-in side)



You can find the assembly instructions on the next page.

## Technical data

### General values

Connector design	female cable connector
Connector locking system	screw
Termination	screw clamp
Wire gauge (mm)	max. 0.50 mm <sup>2</sup>
Wire gauge (AWG)	max. AWG 20
Cable outlet	5.5 - 8.6 mm
Upper limit temperature	85 °C
Lower limit temperature	-40 °C
Customs tariff number	85369010

### Electrical values

Rated current (40 °C)	2 A
Rated voltage	30 V
Rated impulse voltage	800 V
Pollution degree	3
Overvoltage category	II
Insulating material group	III
Insulation resistance	> 10 <sup>8</sup> Ω
EMC compliance	shieldable
Degree of protection	IP68/IP69K
Mechanical operation	> 500 Mating cycles

### Material

Contact material	CuZn (brass)
Contact plating	Au (gold)
Contact body material	PA66 (UL94HB)
Housing material	VA
Locking material	VA
REACH SVHC	CAS 7439-92-1 (Lead)

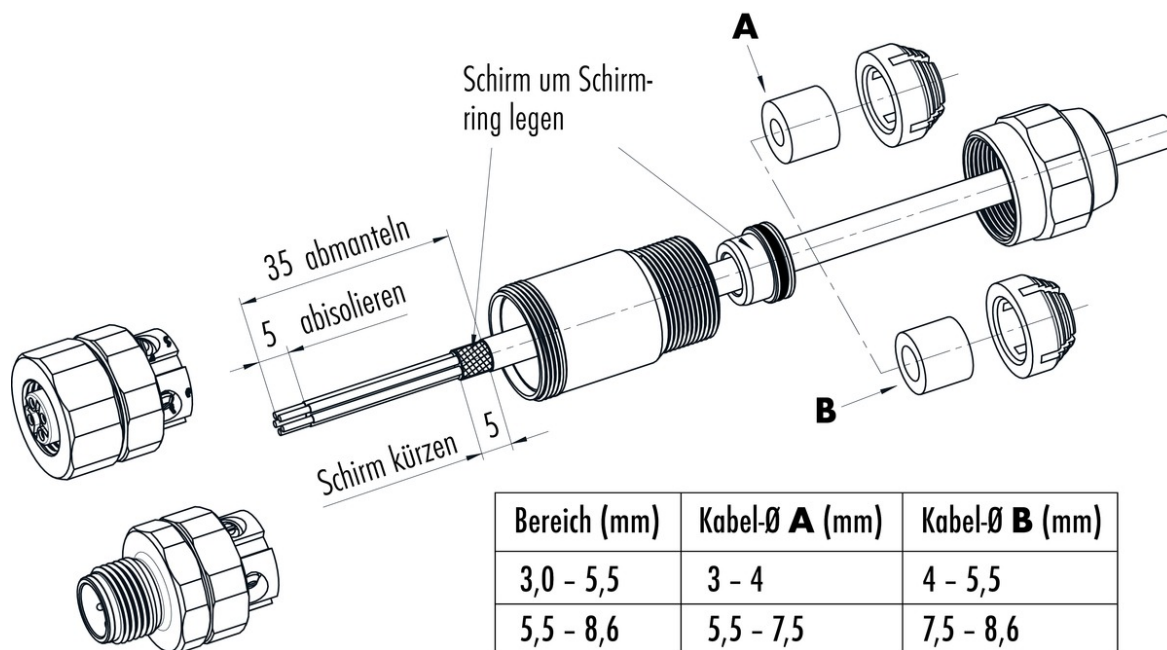
### authorization/approvals

Approval 1	UL
------------	----

Product description M12-A female cable connector, Contacts: 8, 5.5 - 8.6 mm, shieldable, screw clamp, IP68/IP69K, UL

Area M12-A series 713  
Order number 99 1486 992 08

### Assembly instructions / Panel cut-out



Product description	M12-A female cable connector, Contacts: 8, 5.5 - 8.6 mm, shieldable, screw clamp, IP68/IP69K, UL
Area	M12-A series 713
Order number	99 1486 992 08

## Security notices

The connectors have been developed for applications in plant engineering, control and electrical equipment construction. The user is responsible for checking whether the connectors can also be used in other areas of application.

Plug connectors with enclosure protection IP 67 and IP 68 are not suitable for use under water. When used outdoors, the plug connectors must be protected separately against corrosion. For further information on the IP protection classes, please refer to the "Technical Information" download centre. To lock the cable connector with the device connector, the threaded ring is tightened "hand-tight" (approx. 50 cNm).