

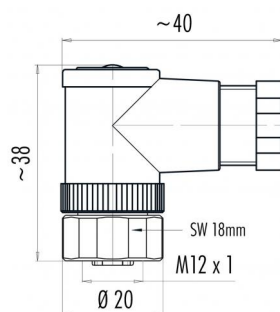
Product description M12-A female angled connector, Contacts: 4, 6.0 - 8.0 mm, unshielded, screw clamp, IP67, UL

Area M12-A series 713  
Order number 99 0430 292 04

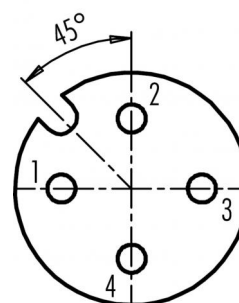
### Illustration



### Scale drawing



### Contact arrangement (Plug-in side)



You can find the component part drawing and assembly instructions on the next page.

## Technical data

### General values

|                          |                           |
|--------------------------|---------------------------|
| Connector design         | female angled connector   |
| Connector locking system | screw                     |
| Termination              | screw clamp               |
| Wire gauge (mm)          | max. 0.75 mm <sup>2</sup> |
| Wire gauge (AWG)         | max. AWG 18               |
| Cable outlet             | 6.0 - 8.0 mm              |
| Upper limit temperature  | 85 °C                     |
| Lower limit temperature  | -40 °C                    |
| Customs tariff number    | 85369010                  |

### Electrical values

|                           |                     |
|---------------------------|---------------------|
| Rated current (40 °C)     | 4 A (3 A UL)        |
| Rated voltage             | 250 V               |
| Rated impulse voltage     | 2500 V              |
| Pollution degree          | 3                   |
| Overvoltage category      | II                  |
| Insulating material group | III                 |
| Insulation resistance     | > 10 <sup>8</sup> Ω |
| EMC compliance            | unshielded          |
| Degree of protection      | IP67                |
| Mechanical operation      | > 100 Mating cycles |

### Material

|                       |                      |
|-----------------------|----------------------|
| Contact material      | CuZn (brass)         |
| Contact plating       | Au (gold)            |
| Contact body material | PA                   |
| Housing material      | PA                   |
| Locking material      | stainless steel      |
| REACH SVHC            | CAS 7439-92-1 (Lead) |

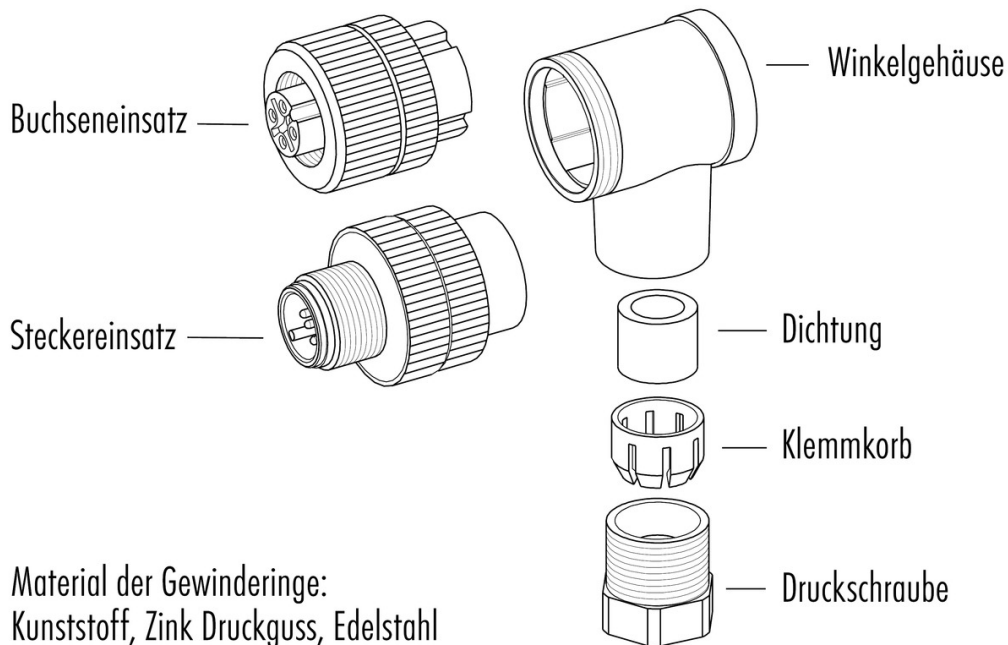
### authorization/approvals

|            |    |
|------------|----|
| Approval 1 | UL |
|------------|----|

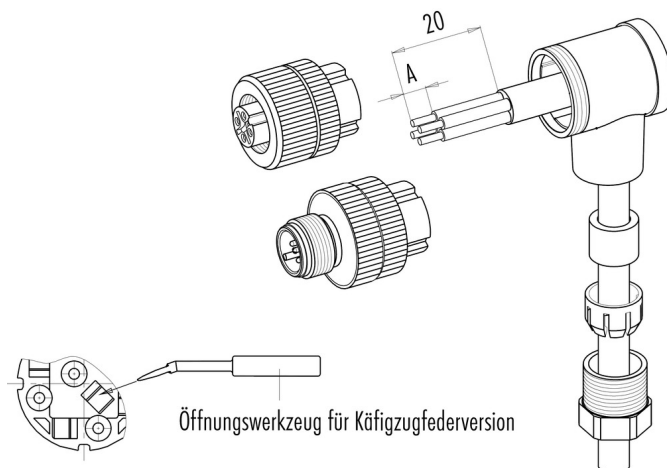
Product description M12-A female angled connector, Contacts: 4, 6.0 - 8.0 mm, unshielded, screw clamp, IP67, UL

Area M12-A series 713  
Order number 99 0430 292 04

### Component part drawing



### Assembly instructions / Panel cut-out



|          | Schraubklemmversion | Lötversion | Käfigzugfederversion |
|----------|---------------------|------------|----------------------|
| Maß A/mm | 5                   | 3,5        | 7                    |

Material der Gewinderinge: Kunststoff, Zink Druckguss, Edelstahl

|                     |   |
|---------------------|---|
| Product description | M12-A female angled connector, Contacts: 4, 6.0 - 8.0 mm, unshielded, screw clamp, IP67, UL |
| Area                | M12-A series 713  |
| Order number        | 99 0430 292 04  |

## Security notices

The connector must not be plugged or unplugged under load. Non-observance and improper use can result in personal injury.

The connectors have been developed for applications in plant engineering, control and electrical equipment construction. The user is responsible for checking whether the connectors can also be used in other areas of application.

To protect against unintentional opening of the connector, the thread between the housing and the connector head must be secured with a suitable cyanoacrylate adhesive when used in circuits with voltages dangerous to the touch. This does not apply to connectors used in SELV and PELV circuits according to IEC 61140 (EN 61140, VDE 0140-1).

Connectors which are used in circuits with voltages dangerous to the touch may only be installed and used by, or under the supervision of, persons with electrical engineering training, taking into account the applicable regulations and standards.

Plug connectors with enclosure protection IP 67 and IP 68 are not suitable for use under water. When used outdoors, the plug connectors must be protected separately against corrosion. For further information on the IP protection classes, please refer to the "Technical Information" download centre. To lock the cable connector with the device connector, the threaded ring is tightened "hand-tight" (approx. 50 cNm).