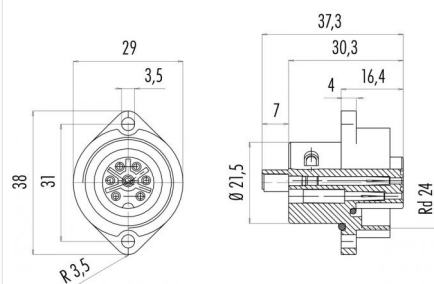


Product description	RD24 female panel mount connector, Contacts: 6+PE, unshielded, screw clamp, IP67
Area	RD24 series 692
Order number	09 0220 00 07

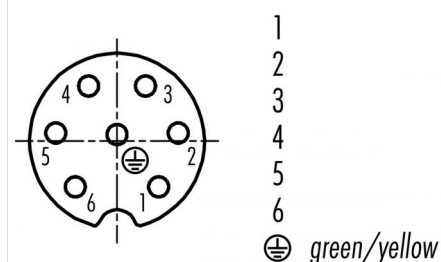
## Illustration



## Scale drawing



## Contact arrangement (Plug-in side)



You can find the assembly instructions on the next page.

## Technical data

### General values

Connector design	female panel mount connector
Connector locking system	screw
Termination	screw clamp
Wire gauge (mm)	max. 1.50 mm <sup>2</sup>
Wire gauge (AWG)	max. AWG 16
Upper limit temperature	100 °C
Lower limit temperature	-40 °C
Customs tariff number	85369010

### Electrical values

Rated current (40 °C)	10 A
Rated voltage	250 V
Rated impulse voltage	4000 V
Pollution degree	3
Overvoltage category	III
Insulating material group	III
Insulation resistance	≥ 10 <sup>10</sup> Ω
EMC compliance	unshielded
Degree of protection	IP67
Mechanical operation	> 500 Mating cycles

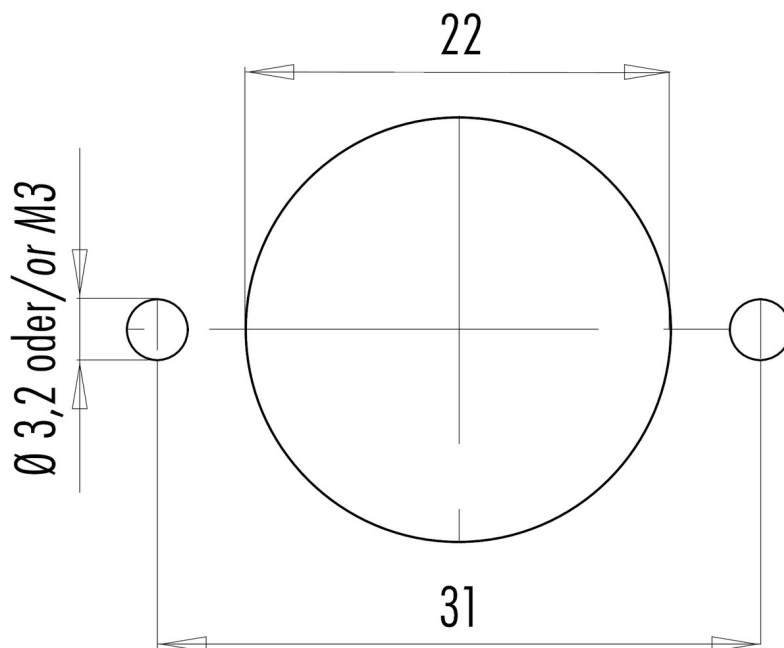
### Material

Contact material	CuSn (bronze)
Contact plating	Ag (silver)
Contact body material	PBT
REACH SVHC	CAS 7439-92-1 (Lead)

Product description RD24 female panel mount connector, Contacts: 6+PE, unshielded, screw clamp, IP67

Area RD24 series 692  
Order number 09 0220 00 07

### Assembly instructions / Panel cut-out



Product description	RD24 female panel mount connector, Contacts: 6+PE, unshielded, screw clamp, IP67
Area	RD24 series 692
Order number	09 0220 00 07

## Security notices

The connector must not be plugged or unplugged under load. Non-observance and improper use can result in personal injury.

The connectors have been developed for applications in plant engineering, control and electrical equipment construction. The user is responsible for checking whether the connectors can also be used in other areas of application.

Plug connectors with enclosure protection IP 67 and IP 68 are not suitable for use under water. When used outdoors, the plug connectors must be protected separately against corrosion. For further information on the IP protection classes, please refer to the "Technical Information" download centre.