

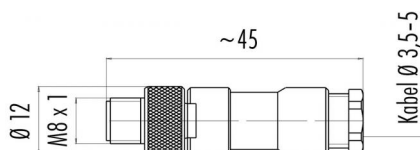
Product description M8 male cable connector, Contacts: 3, 3.5 - 5.0 mm, unshielded, solder, IP67, UL listed

Area M8 series 768  
Order number 99 3379 00 03

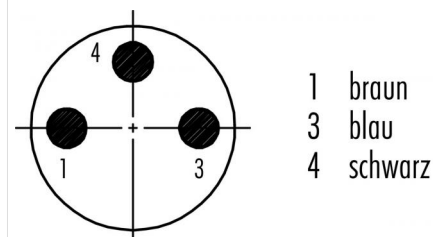
### Illustration



### Scale drawing



### Contact arrangement (Plug-in side)



You can find the component part drawing and assembly instructions on the next page.

## Technical data

### General values

Connector design	male cable connector
Connector locking system	screw
Termination	solder
Wire gauge (mm)	0.25 mm <sup>2</sup>
Wire gauge (AWG)	AWG 24
Cable outlet	3.5 - 5.0 mm
Upper limit temperature	85 °C
Lower limit temperature	-40 °C
Customs tariff number	85369010

### Electrical values

Rated current (40 °C)	4 A
Rated voltage	60 V
Rated impulse voltage	1500 V
Pollution degree	3
Overvoltage category	III
Insulating material group	III
EMC compliance	unshielded
Degree of protection	IP67
Mechanical operation	> 100 Mating cycles

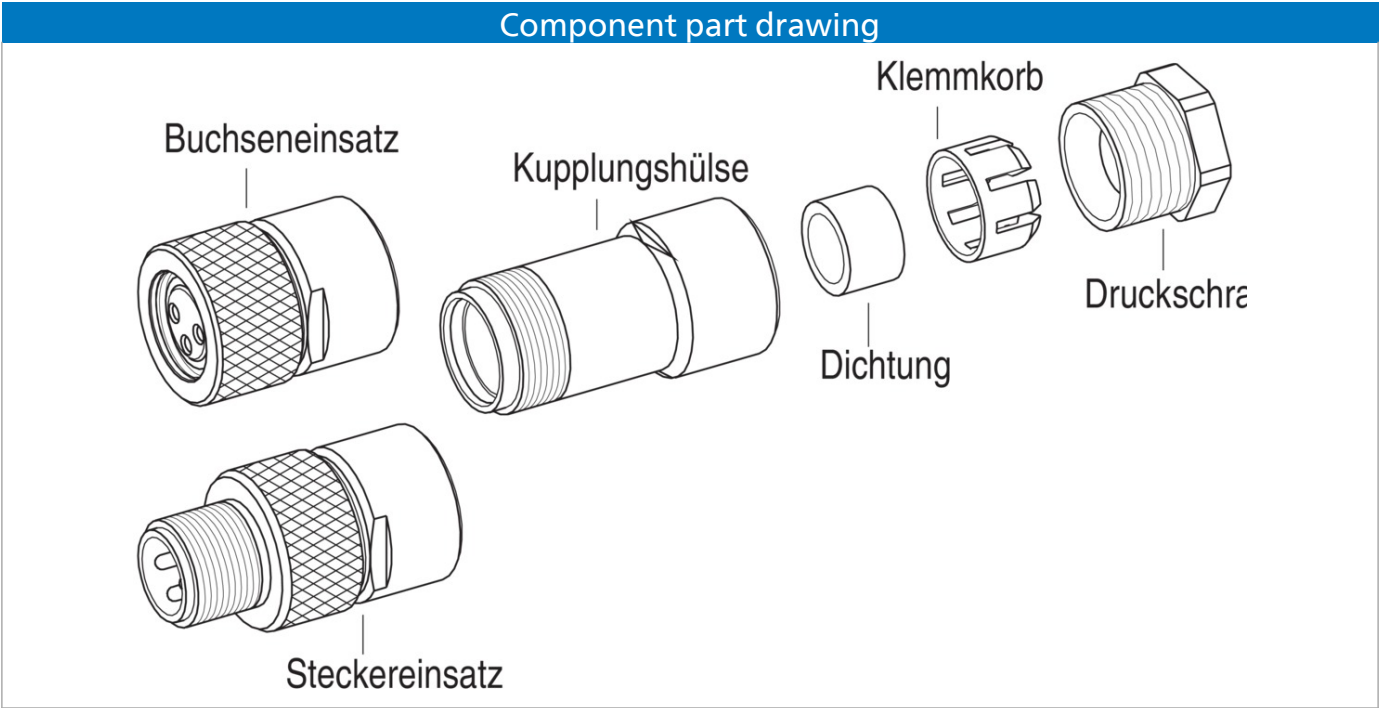
### Material

Contact material	CuZn (brass)
Contact plating	Au (gold)
Contact body material	PA
Housing material	PA
Locking material	CuZn (brass)
REACH SVHC	CAS 7439-92-1 (Lead)

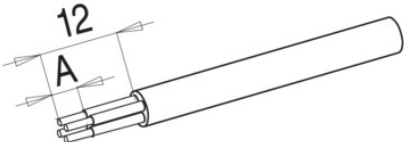
### authorization/approvals

Approval 1	UL listed
------------	-----------

Product description	M8 male cable connector, Contacts: 3, 3.5 - 5.0 mm, unshielded, solder, IP67, UL listed
Area	M8 series 768
Order number	99 3379 00 03



Assembly instructions / Panel cut-out



	Schraubklemmversion	Lötversion
Maß A/mm	4	3

Product description	M8 male cable connector, Contacts: 3, 3.5 - 5.0 mm, unshielded, solder, IP67, UL listed
Area	M8 series 768
Order number	99 3379 00 03

## Security notices

The connectors have been developed for applications in plant engineering, control and electrical equipment construction. The user is responsible for checking whether the connectors can also be used in other areas of application.

Plug connectors with enclosure protection IP 67 and IP 68 are not suitable for use under water. When used outdoors, the plug connectors must be protected separately against corrosion. For further information on the IP protection classes, please refer to the "Technical Information" download centre. To lock the cable connector with the device connector, the threaded ring is tightened "hand-tight" (approx. 50 cNm).