

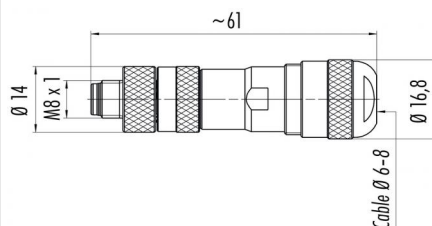
Product description M8 male cable connector, Contacts: 4, 6.0 - 8.0 mm, shieldable, screw clamp, IP67, UL listed

Area M8 series 768
Order number 99 3363 300 04

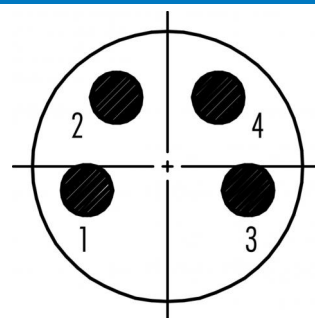
Illustration



Scale drawing



Contact arrangement (Plug-in side)



You can find the component part drawing and assembly instructions on the next page.

Technical data

General values

Connector design	male cable connector
Connector locking system	screw
Termination	screw clamp
Wire gauge (mm)	0.14 - 0.50 mm ²
Wire gauge (AWG)	AWG 26 - 20
Cable outlet	6.0 - 8.0 mm
Upper limit temperature	85 °C
Lower limit temperature	-40 °C
Customs tariff number	85369010

Electrical values

Rated current (40 °C)	4 A
Rated voltage	60 V
Rated impulse voltage	1500 V
Pollution degree	3
Overvoltage category	III
Insulating material group	II
EMC compliance	shieldable
Degree of protection	IP67
Mechanical operation	> 100 Mating cycles

Material

Contact material	CuZn (brass)
Contact plating	Au (gold)
Contact body material	PA66 (UL94HB)
Housing material	CuZn (Brass nickel plated)
Locking material	CuZn (Brass nickel plated)
REACH SVHC	CAS 7439-92-1 (Lead)

authorization/approvals

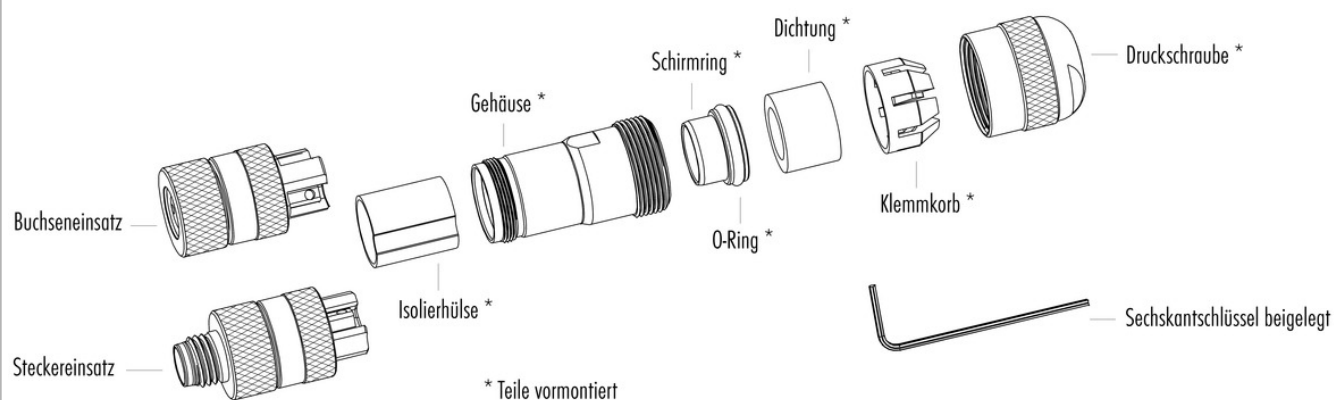
Approval 1	UL listed
------------	-----------

Product description M8 male cable connector, Contacts: 4, 6.0 - 8.0 mm, shieldable, screw clamp, IP67, UL listed

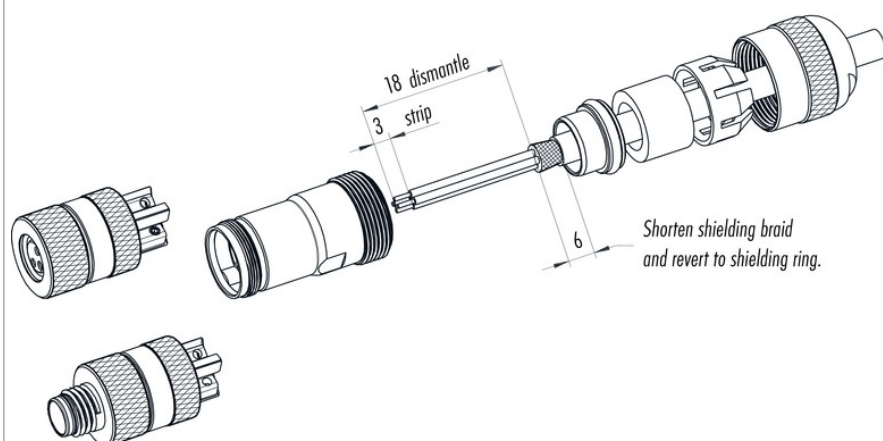
Area M8 series 768

Order number 99 3363 300 04

Component part drawing



Assembly instructions / Panel cut-out



Cable outlet 4-5,5 mm

1. Bead parts.
2. Strip cable, shorten shielding braid and revert to shielding ring.
3. Connect single wires.
4. Screw housing to either male or female contact carrier and tighten pressing screw.

Product description	M8 male cable connector, Contacts: 4, 6.0 - 8.0 mm, shieldable, screw clamp, IP67, UL listed
Area	M8 series 768
Order number	99 3363 300 04

Security notices

The connectors have been developed for applications in plant engineering, control and electrical equipment construction. The user is responsible for checking whether the connectors can also be used in other areas of application.

Plug connectors with enclosure protection IP 67 and IP 68 are not suitable for use under water. When used outdoors, the plug connectors must be protected separately against corrosion. For further information on the IP protection classes, please refer to the "Technical Information" download centre. To lock the cable connector with the device connector, the threaded ring is tightened "hand-tight" (approx. 50 cNm).