

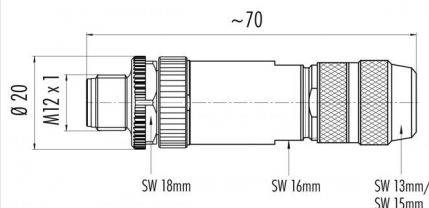
Product description M12-A male cable connector, Contacts: 8, 8.0 - 9.0 mm, shieldable, screw clamp, IP67, UL

Area M12-A series 713
Order number 99 1489 812 08

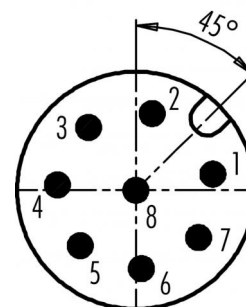
Illustration



Scale drawing



Contact arrangement (Plug-in side)



You can find the component part drawing and assembly instructions on the next page.

Technical data

General values

Connector design	male cable connector
Connector locking system	screw
Termination	screw clamp
Wire gauge (mm)	max. 0.50 mm ²
Wire gauge (AWG)	max. AWG 20
Cable outlet	8.0 - 9.0 mm
Upper limit temperature	85 °C
Lower limit temperature	-40 °C
Customs tariff number	85369010

Electrical values

Rated current (40 °C)	1.5 A (2 A UL)
Rated voltage	30 V
Rated impulse voltage	800 V
Pollution degree	3
Overvoltage category	II
Insulating material group	III
Insulation resistance	> 10 ⁸ Ω
EMC compliance	shieldable
Degree of protection	IP67
Mechanical operation	> 100 Mating cycles

Material

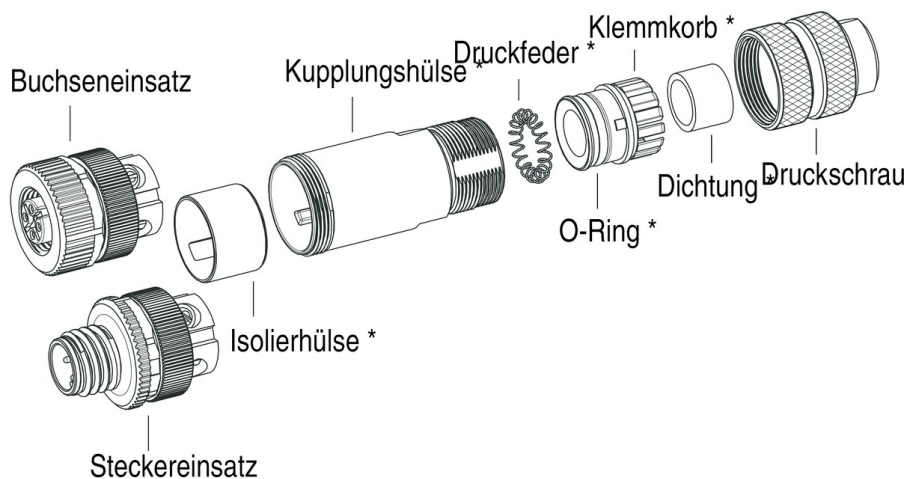
Contact material	CuZn (brass)
Contact plating	Au (gold)
Contact body material	PA
Housing material	Zinc die-cast nickel-plated
REACH SVHC	CAS 7439-92-1 (Lead)

authorization/approvals

Approval 1	UL
------------	----

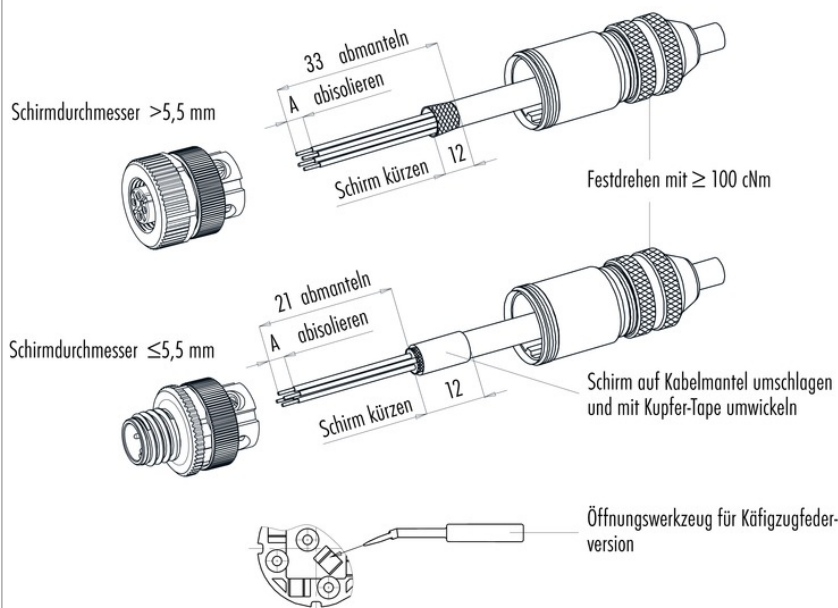
Product description	M12-A male cable connector, Contacts: 8, 8.0 - 9.0 mm, shieldable, screw clamp, IP67, UL
Area	M12-A series 713
Order number	99 1489 812 08

Component part drawing



* Teile vormontiert

Assembly instructions / Panel cut-out



Schirmdurchmesser >5,5 mm

1. Gehäuse auf Kabel auffädeln.
2. Abmanteln, absolieren, Schirm kürzen.
3. Litzen anschließen (schrauben).
4. 4 Kontakte bestücken.
5. Gehäuse mit Stecker- bzw. Buchseneinsatz verschrauben und Druckschraube festdrehen.

Schirmdurchmesser $\leq 5,5$ mm

1. Gehäuse auf Kabel aufädeln.
2. Abmanteln, abisolieren, Schirm kürzen, Schirm auf Kabelmantel umschlagen und mit Kupfer-Tape umwickeln.
3. Litzen anschließen (schrauben).
4. 4 Kontakte bestücken.
5. Gehäuse mit Stecker- bzw. Buchseneinsatz verschrauben und Druckschraube festdrehen.

	Schraubklemmversion	Käfigzugfederversion
Maß A/mm	5	7

Product description	M12-A male cable connector, Contacts: 8, 8.0 - 9.0 mm, shieldable, screw clamp, IP67, UL
Area	M12-A series 713
Order number	99 1489 812 08

Security notices

The connectors have been developed for applications in plant engineering, control and electrical equipment construction. The user is responsible for checking whether the connectors can also be used in other areas of application.

Plug connectors with enclosure protection IP 67 and IP 68 are not suitable for use under water. When used outdoors, the plug connectors must be protected separately against corrosion. For further information on the IP protection classes, please refer to the "Technical Information" download centre. To lock the cable connector with the device connector, the threaded ring is tightened "hand-tight" (approx. 50 cNm).