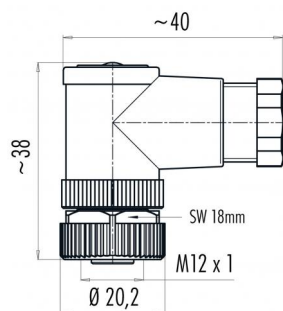


Product description	M12-A female angled connector, Contacts: 4, 6.0 - 8.0 mm, unshielded, crimp (Crimp contacts must be ordered separately), IP67, UL
Area	M12-A series 713
Order number	99 0530 52 04

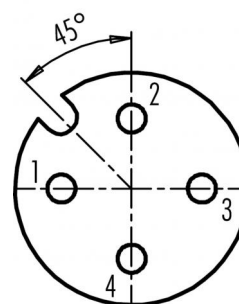
Illustration



Scale drawing



Contact arrangement (Plug-in side)



You can find the component part drawing and assembly instructions on the next page.

Technical data

General values

Connector design	female angled connector
Connector locking system	screw
Termination	crimp (Crimp contacts must be ordered separately)
Wire gauge (mm)	0.34 - 1.50 mm ²
Wire gauge (AWG)	AWG 22 - 16
Cable outlet	6.0 - 8.0 mm
Upper limit temperature	85 °C
Lower limit temperature	-40 °C
Customs tariff number	85369010

Electrical values

Rated current (40 °C)	4 A (3 A UL)
Rated voltage	250 V
Rated impulse voltage	2500 V
Pollution degree	3
Overvoltage category	II
Insulating material group	III
Insulation resistance	> 10 ⁸ Ω
EMC compliance	unshielded
Degree of protection	IP67
Mechanical operation	> 100 Mating cycles

Material

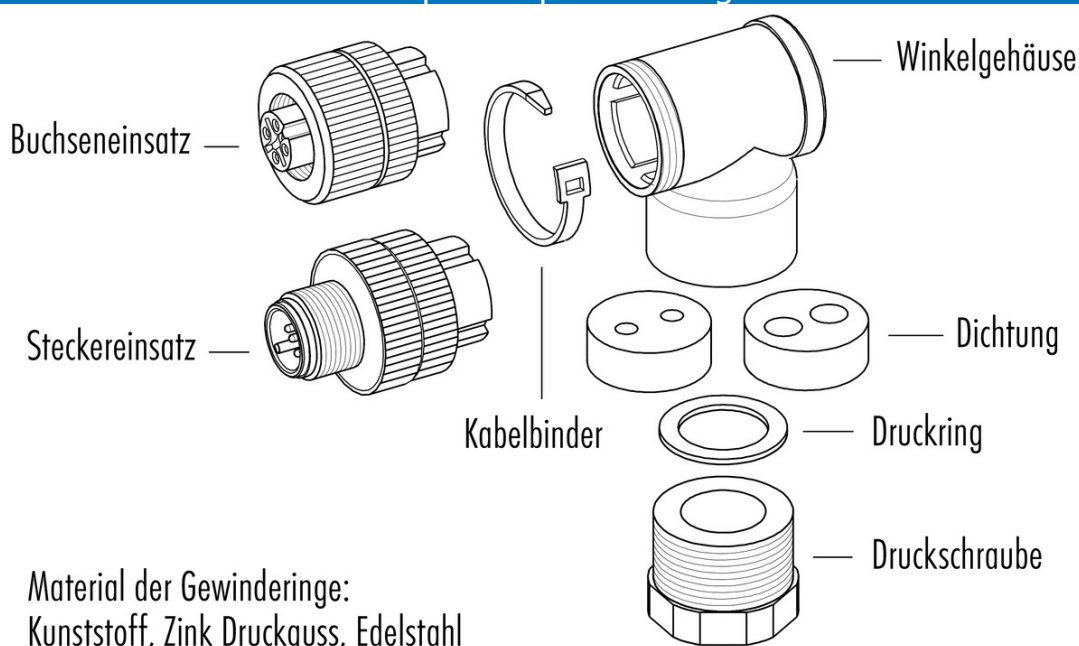
Contact material	CuSn (bronze)
Contact plating	Au (gold)
Contact body material	PA
Housing material	PA

authorization/approvals

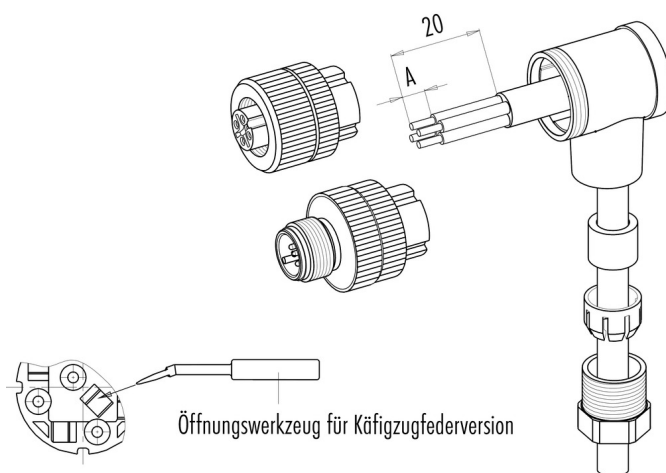
Approval 1	UL
------------	----

Product description	M12-A female angled connector, Contacts: 4, 6.0 - 8.0 mm, unshielded, crimp (Crimp contacts must be ordered separately), IP67, UL
Area	M12-A series 713
Order number	99 0530 52 04

Component part drawing



Assembly instructions / Panel cut-out



	Schraubklemmversion	Lötversion	Käfigzugfederversion
Maß A/mm	5	3,5	7

Material der Gewinderinge: Kunststoff, Zink Druckguss, Edelstahl

Product description	M12-A female angled connector, Contacts: 4, 6.0 - 8.0 mm, unshielded, crimp (Crimp contacts must be ordered separately), IP67, UL
Area	M12-A series 713
Order number	99 0530 52 04

Security notices

The connector must not be plugged or unplugged under load. Non-observance and improper use can result in personal injury.

The connectors have been developed for applications in plant engineering, control and electrical equipment construction. The user is responsible for checking whether the connectors can also be used in other areas of application.

Connectors which are used in circuits with voltages dangerous to the touch may only be installed and used by, or under the supervision of, persons with electrical engineering training, taking into account the applicable regulations and standards.

Plug connectors with enclosure protection IP 67 and IP 68 are not suitable for use under water. When used outdoors, the plug connectors must be protected separately against corrosion. For further information on the IP protection classes, please refer to the "Technical Information" download centre. To lock the cable connector with the device connector, the threaded ring is tightened "hand-tight" (approx. 50 cNm).