

# Product data sheet

## Subminiature connectors

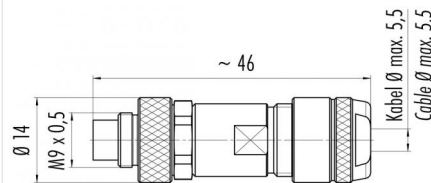


Product description	M9 IP67 male cable connector, Contacts: 4, 4.0 - 5.5 mm, shieldable, solder, IP67
Area	M9 IP67 series 712
Order number	99 0409 115 04

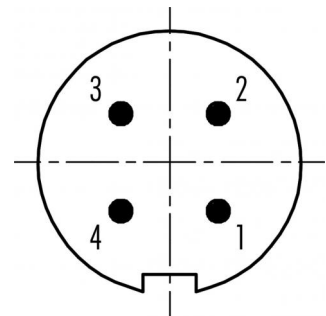
### Illustration



### Scale drawing



### Contact arrangement (Plug-in side)



You can find the component part drawing and assembly instructions on the next page.

## Technical data

### General values

Connector design	male cable connector
Connector locking system	screw
Termination	solder
Wire gauge (mm)	max. 0.25 mm <sup>2</sup>
Wire gauge (AWG)	max. AWG 24
Cable outlet	4.0 - 5.5 mm
Upper limit temperature	85 °C
Lower limit temperature	-40 °C
Customs tariff number	85369010

### Electrical values

Rated current (40 °C)	3 A
Rated voltage	125 V
Rated impulse voltage	1500 V
Pollution degree	1
Overvoltage category	II
Insulating material group	III
Insulation resistance	≥ 10 <sup>10</sup> Ω
EMC compliance	shieldable
Degree of protection	IP67
Mechanical operation	> 500 Mating cycles

### Material

Contact material	CuZn (brass)
Contact plating	Au (gold)
Contact body material	PBT (UL94 V-0)
Locking material	CuZn (Brass nickel plated)
REACH SVHC	CAS 7439-92-1 (Lead)

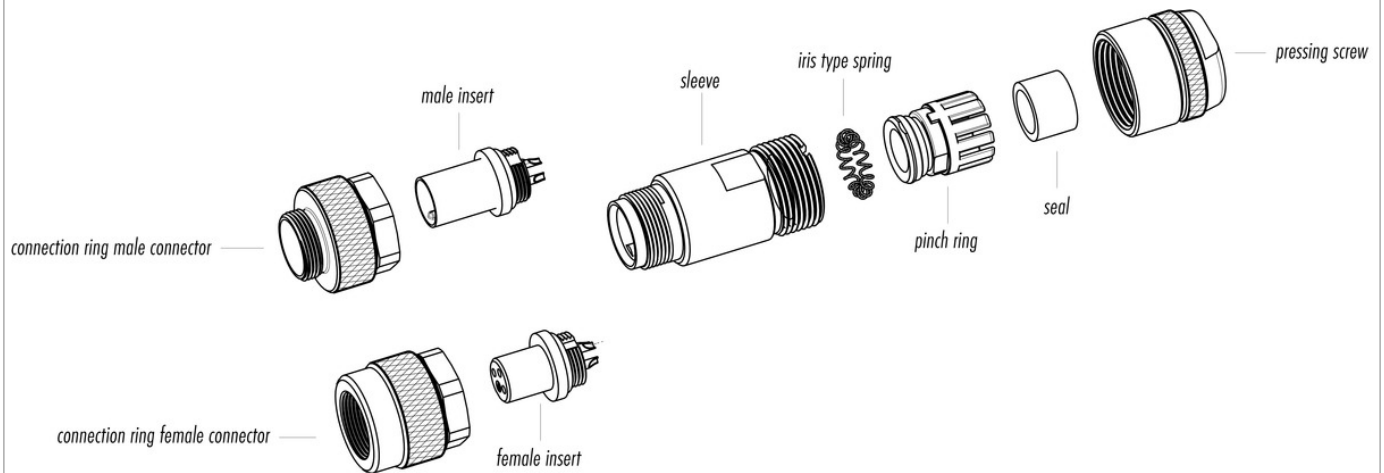
# Product data sheet

## Subminiature connectors



Product description	M9 IP67 male cable connector, Contacts: 4, 4.0 - 5.5 mm, shieldable, solder, IP67
Area	M9 IP67 series 712
Order number	99 0409 115 04

### Component part drawing

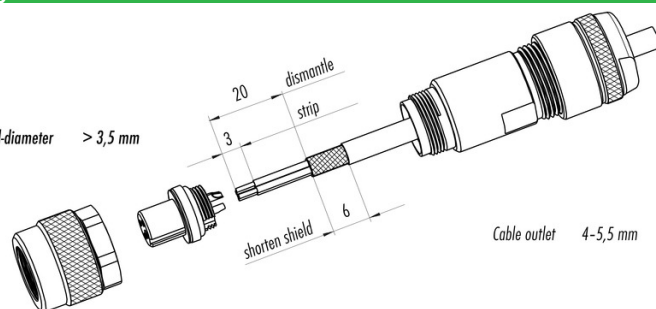


### Assembly instructions / Panel cut-out

#### Shield-diameter > 3,5 mm

1. Bead housing to cable.
2. Strip single cores, shorten shielding braid.
3. Solder wires.
4. Screw housing to male or female contact carrier and fix pressing screw.

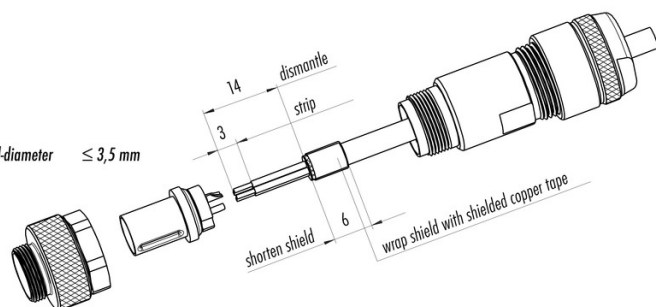
#### Shield-diameter > 3,5 mm



#### Shield-diameter ≤ 3,5 mm

1. Bead housing to cable.
2. Strip single cores, shorten shielding braid, put braid over cable coating, wrap it approx. 1 1/2 times with shielded copper tape and shorten tape.
3. Solder wires.
4. Screw housing to male or female contact carrier and fix pressing screw.

#### Shield-diameter ≤ 3,5 mm



Product description	M9 IP67 male cable connector, Contacts: 4, 4.0 - 5.5 mm, shieldable, solder, IP67
Area	M9 IP67 series 712
Order number	99 0409 115 04

## Security notices

The connector must not be plugged or unplugged under load. Non-observance and improper use can result in personal injury.

The connectors have been developed for applications in plant engineering, control and electrical equipment construction. The user is responsible for checking whether the connectors can also be used in other areas of application.

Connectors which are used in circuits with voltages dangerous to the touch may only be installed and used by, or under the supervision of, persons with electrical engineering training, taking into account the applicable regulations and standards.

Plug connectors with enclosure protection IP 67 and IP 68 are not suitable for use under water. When used outdoors, the plug connectors must be protected separately against corrosion. For further information on the IP protection classes, please refer to the "Technical Information" download centre. To lock the cable connector with the device connector, the threaded ring is tightened "hand-tight" (approx. 50 cNm).