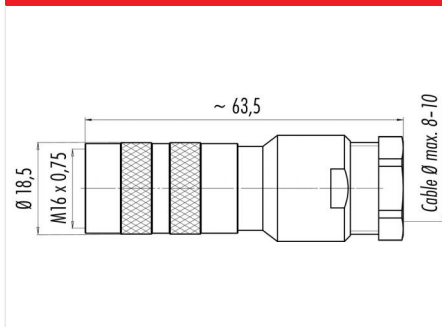


Product description	M16 IP67 female cable connector, Contacts: 8 DIN, 8.0 - 10.0 mm, shieldable, solder, IP68, UL, AISG compliant
Area	M16 IP67 series 423
Order number	99 5872 15 08

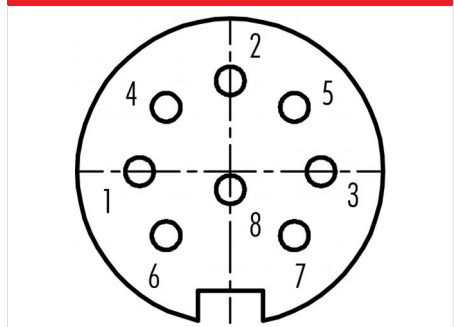
### Illustration



### Scale drawing



### Contact arrangement (Plug-in side)



You can find the component part drawing and assembly instructions on the next page.

## Technical data

### General values

Connector design	female cable connector
Connector locking system	screw
Termination	solder
Wire gauge (mm)	max. 0.75 mm <sup>2</sup>
Wire gauge (AWG)	max. AWG 18
Cable outlet	8.0 - 10.0 mm
Upper limit temperature	95 °C
Lower limit temperature	-30 °C
Customs tariff number	85369010

### Electrical values

Rated current (40 °C)	5 A
Rated voltage	60 V
Rated impulse voltage	500 V
Pollution degree	1
Overvoltage category	I
Insulating material group	III
Insulation resistance	≥ 10 <sup>10</sup> Ω
EMC compliance	shieldable
Degree of protection	IP68 IP67
Mechanical operation	> 500 Mating cycles

### Material

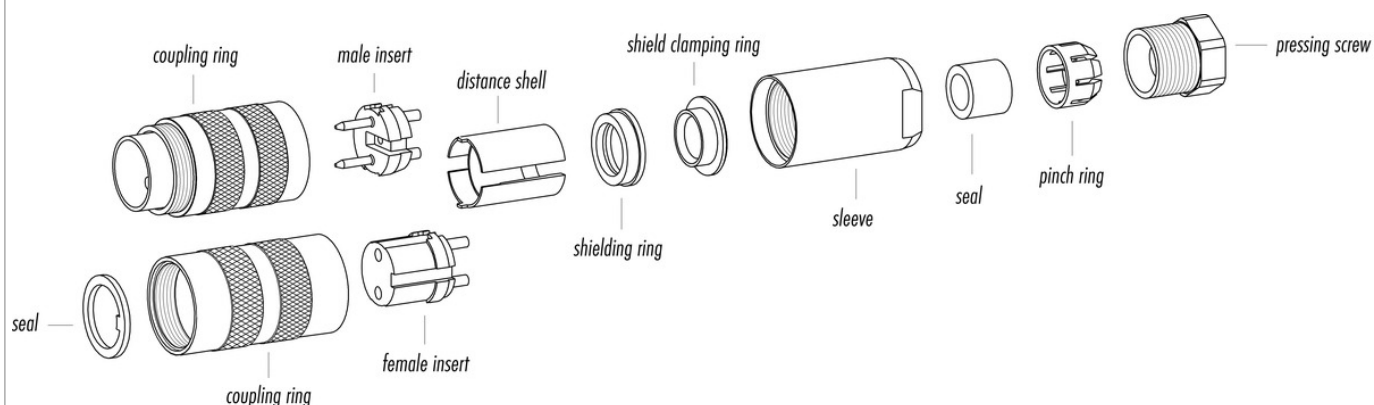
Contact material	CuSn (bronze)
Contact plating	Ag (silver)
Contact body material	PBT (UL94 V-0)
REACH SVHC	CAS 7439-92-1 (Lead)

### authorization/approvals

Approval 1	UL
Approval 2	AISG compliant

Product description	M16 IP67 female cable connector, Contacts: 8 DIN, 8.0 - 10.0 mm, shieldable, solder, IP68, UL, AISG compliant
Area	M16 IP67 series 423
Order number	99 5872 15 08

### Component part drawing

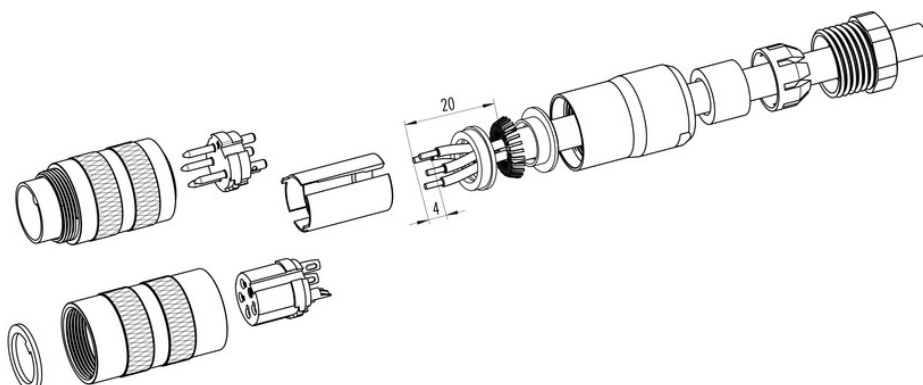


### Assembly instructions / Panel cut-out

#### **Straight version**

(Version with shield clamping ring)

1. Bead pressing screw, pinch ring, seal, distance shell and first shield clamping ring on cable.
2. Strip wires, widen shield and bead second shield clamping ring.
3. Solder wires, snap distance shell, push the two shield clamping rings together and cut off projecting shielding braid.
4. Assemble remaining parts according to picture.



Product description	M16 IP67 female cable connector, Contacts: 8 DIN, 8.0 - 10.0 mm, shieldable, solder, IP68, UL, AISG compliant
Area	M16 IP67 series 423
Order number	99 5872 15 08

## Security notices

The connectors have been developed for applications in plant engineering, control and electrical equipment construction. The user is responsible for checking whether the connectors can also be used in other areas of application.

Plug connectors with enclosure protection IP 67 and IP 68 are not suitable for use under water. When used outdoors, the plug connectors must be protected separately against corrosion. For further information on the IP protection classes, please refer to the "Technical Information" download centre. To lock the cable connector with the device connector, the threaded ring is tightened "hand-tight" (approx. 50 cNm).