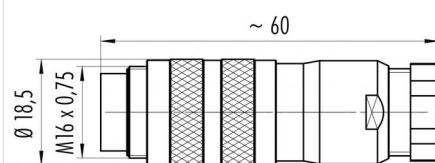


Product description	M16 IP67 male cable connector, Contacts: 8 DIN, 6.0 - 8.0 mm, shieldable, crimp (Crimp contacts must be ordered separately), IP68, UL, AISG compliant
Area	M16 IP67 series 423
Order number	99 5671 700 08

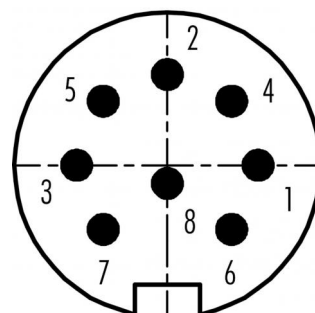
Illustration



Scale drawing



Contact arrangement (Plug-in side)



You can find the component part drawing and assembly instructions on the next page.

Technical data

General values

Connector design	male cable connector
Connector locking system	screw
Termination	crimp (Crimp contacts must be ordered separately)
Wire gauge (mm)	see crimp contacts under accessories
Cable outlet	6.0 - 8.0 mm
Upper limit temperature	100 °C
Lower limit temperature	-40 °C
Customs tariff number	85369010

Electrical values

Rated current (40 °C)	5 A
Rated voltage	60 V
Rated impulse voltage	500 V
Pollution degree	1
Overvoltage category	I
Insulating material group	III
Insulation resistance	$\geq 10^{10} \Omega$
EMC compliance	shieldable
Degree of protection	IP68
	IP67
Mechanical operation	> 500 Mating cycles

Material

Contact material	depending on crimp contact (accessory)
Contact body material	PBT (UL94 V-0)
REACH SVHC	CAS 7439-92-1 (Lead)

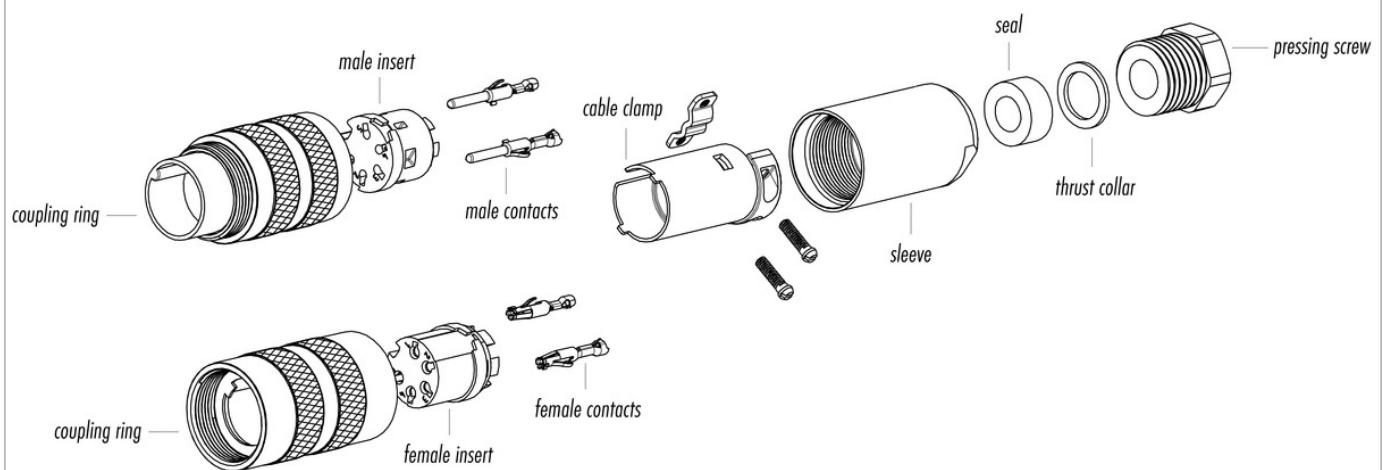
authorization/approvals

Approval 1	UL
Approval 2	AISG compliant

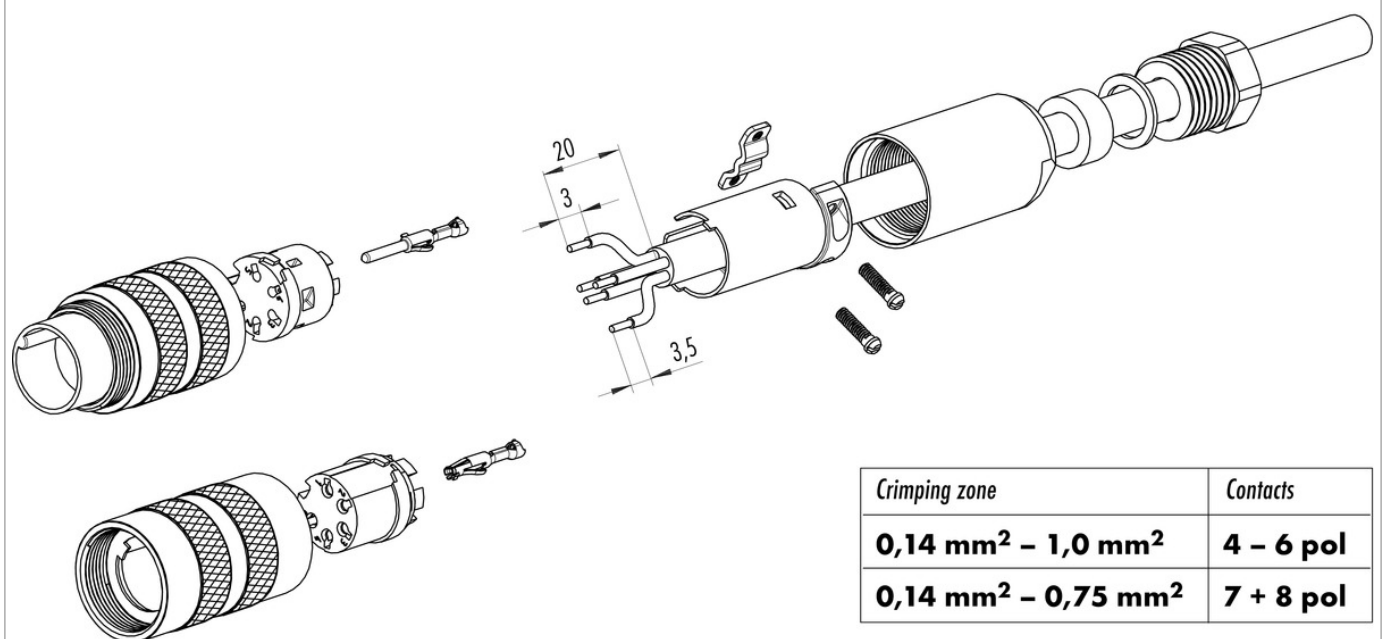
Product description M16 IP67 male cable connector, Contacts: 8 DIN, 6.0 - 8.0 mm, shieldable, crimp (Crimp contacts must be ordered separately), IP68, UL, AISG compliant

Area M16 IP67 series 423
Order number 99 5671 700 08

Component part drawing



Assembly instructions / Panel cut-out



Product description	M16 IP67 male cable connector, Contacts: 8 DIN, 6.0 - 8.0 mm, shieldable, crimp (Crimp contacts must be ordered separately), IP68, UL, AISG compliant
Area	M16 IP67 series 423
Order number	99 5671 700 08

Security notices

The connectors have been developed for applications in plant engineering, control and electrical equipment construction. The user is responsible for checking whether the connectors can also be used in other areas of application.

Plug connectors with enclosure protection IP 67 and IP 68 are not suitable for use under water. When used outdoors, the plug connectors must be protected separately against corrosion. For further information on the IP protection classes, please refer to the "Technical Information" download centre. To lock the cable connector with the device connector, the threaded ring is tightened "hand-tight" (approx. 50 cNm).