

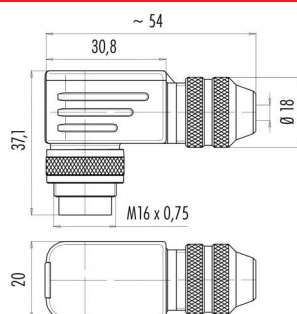
Product description M16 IP67 male angled connector, Contacts: 7, 4.0 - 6.0 mm, shieldable, solder, IP67, UL

Area M16 IP67 series 423
Order number 99 5125 79 07

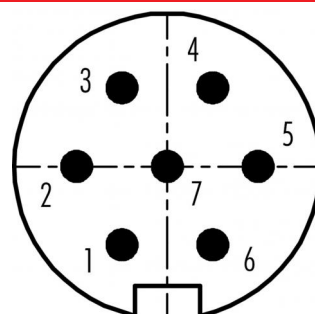
Illustration



Scale drawing



Contact arrangement (Plug-in side)



You can find the component part drawing and assembly instructions on the next page.

Technical data

General values

| | |
|--------------------------|---------------------------|
| Connector design | male angled connector |
| Connector locking system | screw |
| Termination | solder |
| Wire gauge (mm) | max. 0.75 mm ² |
| Wire gauge (AWG) | max. AWG 18 |
| Cable outlet | 4.0 - 6.0 mm |
| Upper limit temperature | 95 °C |
| Lower limit temperature | -30 °C |
| Customs tariff number | 85369010 |

Electrical values

| | |
|---------------------------|----------------------|
| Rated current (40 °C) | 5 A |
| Rated voltage | 125 V |
| Rated impulse voltage | 800 V |
| Pollution degree | 1 |
| Overvoltage category | I |
| Insulating material group | III |
| Insulation resistance | ≥ 10 ¹⁰ Ω |
| EMC compliance | shieldable |
| Degree of protection | IP67 |
| Mechanical operation | > 500 Mating cycles |

Material

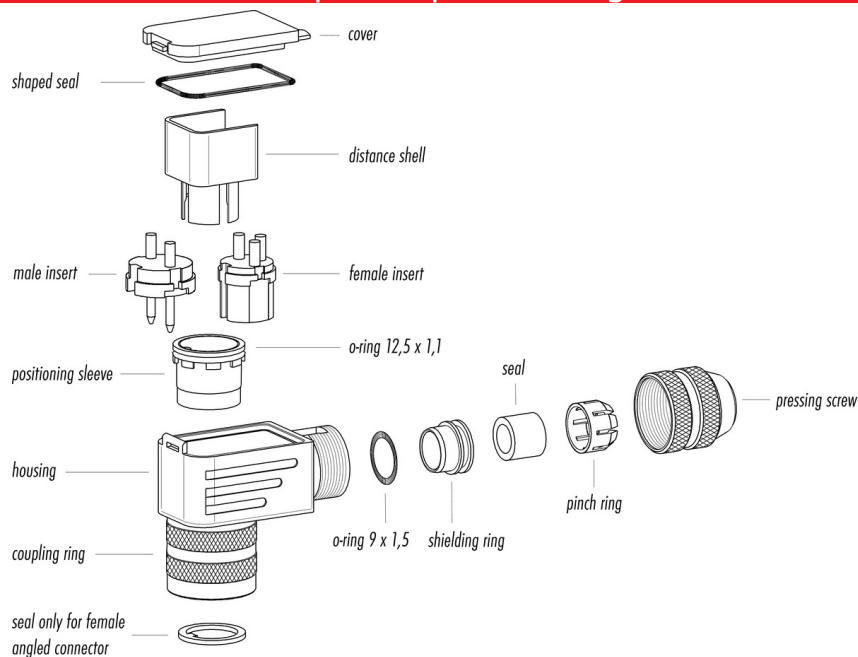
| | |
|-----------------------|---|
| Contact material | CuZn (brass) |
| Contact plating | Au (gold) |
| Contact body material | PBT (UL94 V-0) |
| REACH SVHC | CAS 96-45-7 (Imidazolidine-2-thione) CAS 7439-92-1 (Lead) |

authorization/approvals

| | |
|------------|----|
| Approval 1 | UL |
|------------|----|

| | |
|---------------------|---|
| Product description | M16 IP67 male angled connector, Contacts: 7, 4.0 - 6.0 mm, shieldable, solder, IP67, UL |
| Area | M16 IP67 series 423 |
| Order number | 99 5125 79 07 |

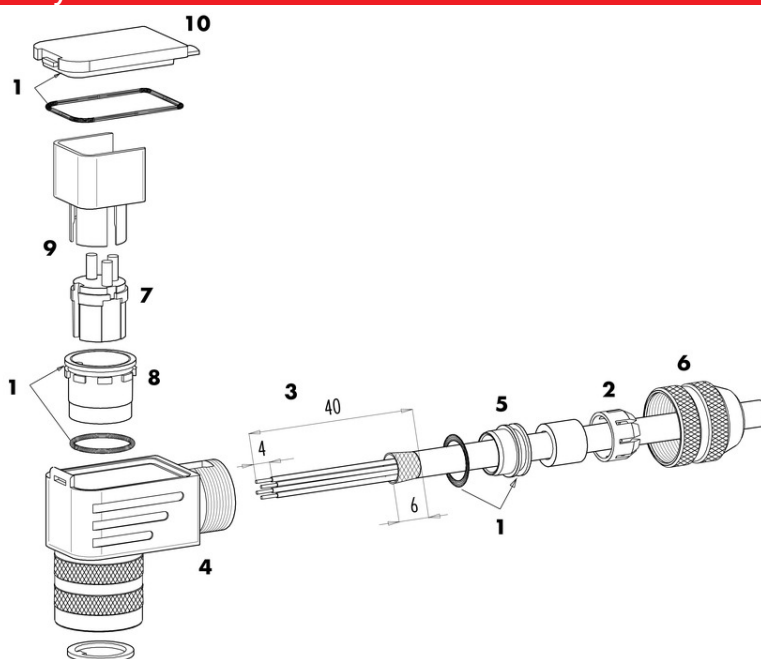
Component part drawing



Assembly instructions / Panel cut-out

Angled version

1. Assemble sealing rings (3x).
2. Bead cable parts.
3. Dismantle cable and shielding braid.
4. Push single wires through housing.
5. Mount shielding ring and pinch ring.
6. Slightly fix pressing screw.
7. Solder wires to insert.
8. Mount positioning sleeve in angled position.
9. Put in insert and distance sleeve.
10. Mount lid.
11. Fix pressing screw (approx. 10-20 Nm).



| | |
|---------------------|---|
| Product description | M16 IP67 male angled connector, Contacts: 7, 4.0 - 6.0 mm, shieldable, solder, IP67, UL |
| Area | M16 IP67 series 423 |
| Order number | 99 5125 79 07 |

Security notices

The connector must not be plugged or unplugged under load. Non-observance and improper use can result in personal injury.

The connectors have been developed for applications in plant engineering, control and electrical equipment construction. The user is responsible for checking whether the connectors can also be used in other areas of application.

Connectors which are used in circuits with voltages dangerous to the touch may only be installed and used by, or under the supervision of, persons with electrical engineering training, taking into account the applicable regulations and standards.

Plug connectors with enclosure protection IP 67 and IP 68 are not suitable for use under water. When used outdoors, the plug connectors must be protected separately against corrosion. For further information on the IP protection classes, please refer to the "Technical Information" download centre. To lock the cable connector with the device connector, the threaded ring is tightened "hand-tight" (approx. 50 cNm).