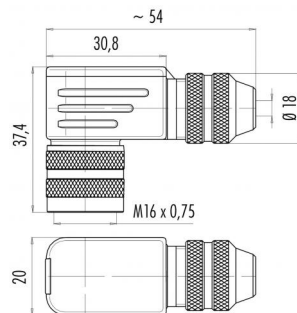


Product description	M16 IP67 female angled connector, Contacts: 6 DIN, 4.0 - 6.0 mm, shieldable, crimp (Crimp contacts must be ordered separately), IP67, UL
Area	M16 IP67 series 423
Order number	99 5122 750 06

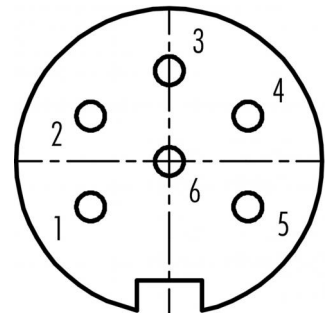
Illustration



Scale drawing



Contact arrangement (Plug-in side)



You can find the component part drawing and assembly instructions on the next page.

Technical data

General values

Connector design	female angled connector
Connector locking system	screw
Termination	crimp (Crimp contacts must be ordered separately)
Wire gauge (mm)	see crimp contacts under accessories
Cable outlet	4.0 - 6.0 mm
Upper limit temperature	100 °C
Lower limit temperature	-40 °C
Customs tariff number	85369010

Electrical values

Rated current (40 °C)	5 A
Rated voltage	250 V
Rated impulse voltage	1500 V
Pollution degree	1
Overvoltage category	I
Insulating material group	III
Insulation resistance	$\geq 10^{10} \Omega$
EMC compliance	shieldable
Degree of protection	IP67
Mechanical operation	> 500 Mating cycles

Material

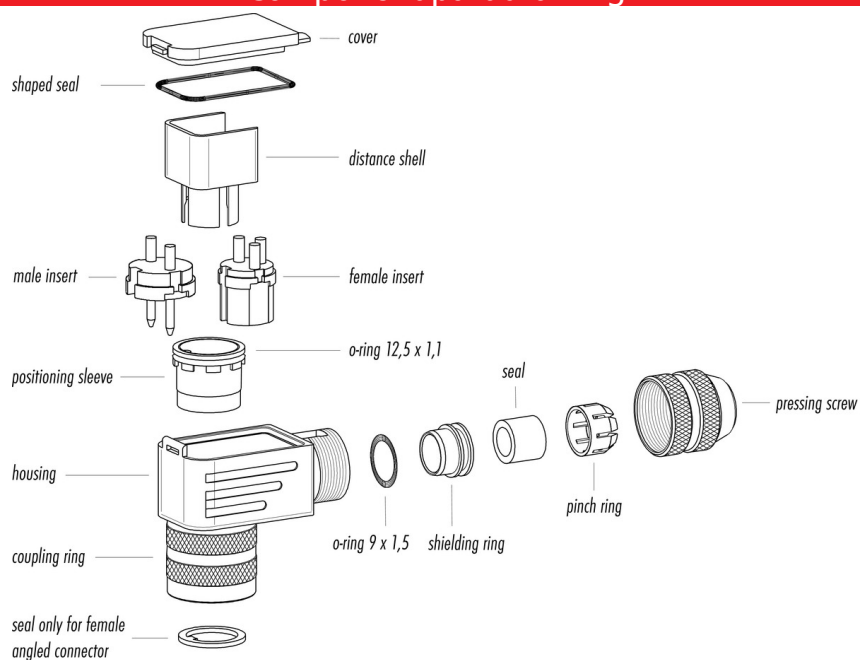
Contact material	depending on crimp contact (accessory)
Contact body material	PBT (UL94 V-0)
REACH SVHC	CAS 96-45-7 (Imidazolidine-2-thione) CAS 7439-92-1 (Lead)

authorization/approvals

Approval 1	UL
------------	----

Product description	M16 IP67 female angled connector, Contacts: 6 DIN, 4.0 - 6.0 mm, shieldable, crimp (Crimp contacts must be ordered separately), IP67, UL
Area	M16 IP67 series 423
Order number	99 5122 750 06

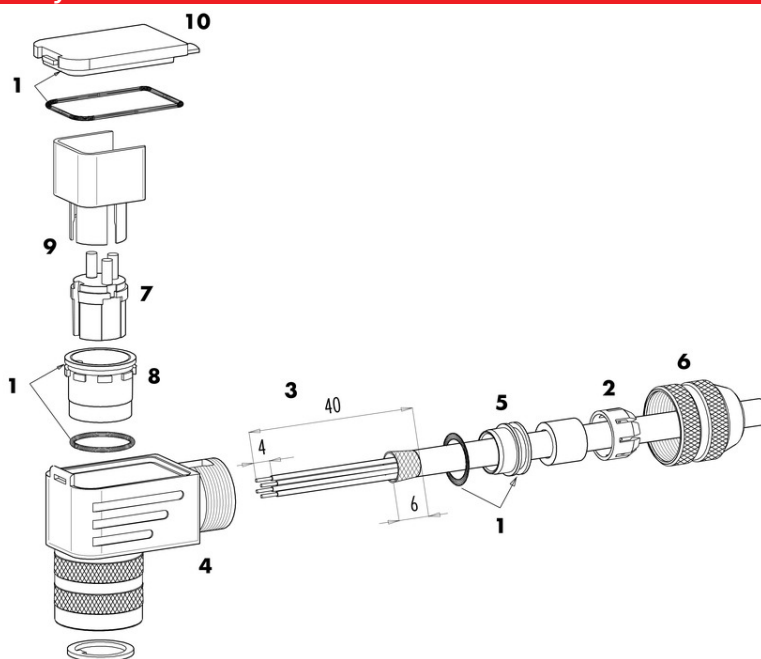
Component part drawing



Assembly instructions / Panel cut-out

Angled version

1. Assemble sealing rings (3x).
2. Bead cable parts.
3. Dismantle cable and shielding braid.
4. Push single wires through housing.
5. Mount shielding ring and pinch ring.
6. Slightly fix pressing screw.
7. Solder wires to insert.
8. Mount positioning sleeve in angled position.
9. Put in insert and distance sleeve.
10. Mount lid.
11. Fix pressing screw (approx. 10-20 Nm).



Product description	M16 IP67 female angled connector, Contacts: 6 DIN, 4.0 - 6.0 mm, shieldable, crimp (Crimp contacts must be ordered separately), IP67, UL
Area	M16 IP67 series 423
Order number	99 5122 750 06

Security notices

The connector must not be plugged or unplugged under load. Non-observance and improper use can result in personal injury.

The connectors have been developed for applications in plant engineering, control and electrical equipment construction. The user is responsible for checking whether the connectors can also be used in other areas of application.

Connectors which are used in circuits with voltages dangerous to the touch may only be installed and used by, or under the supervision of, persons with electrical engineering training, taking into account the applicable regulations and standards.

Plug connectors with enclosure protection IP 67 and IP 68 are not suitable for use under water. When used outdoors, the plug connectors must be protected separately against corrosion. For further information on the IP protection classes, please refer to the "Technical Information" download centre. The plug connector is not suitable for mains voltages. Please observe the pollution degree and the overvoltage category. For further information, please refer to the download center "Technical Information".

To lock the cable connector with the device connector, the threaded ring is tightened "hand-tight" (approx. 50 cNm).