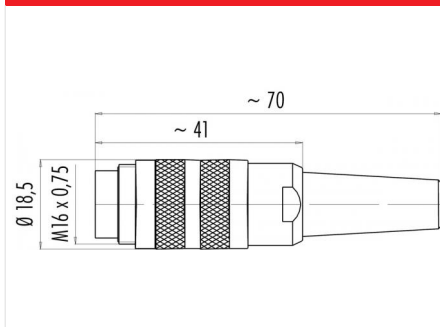


| | |
|---------------------|---|
| Product description | M16 IP40 male cable connector, Contacts: 12, 6.0 - 8.0 mm, shieldable, solder, IP40 |
| Area | M16 IP40 series 581 |
| Order number | 99 2029 20 12 |

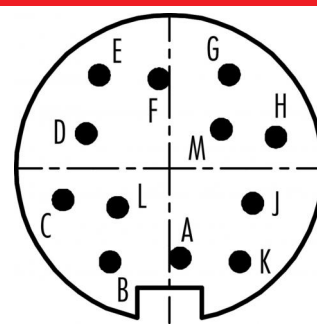
Illustration



Scale drawing



Contact arrangement (Plug-in side)



You can find the component part drawing on the next page.

Technical data

General values

| | |
|--------------------------|---------------------------|
| Connector design | male cable connector |
| Connector locking system | screw |
| Termination | solder |
| Wire gauge (mm) | max. 0.25 mm ² |
| Wire gauge (AWG) | max. AWG 24 |
| Cable outlet | 6.0 - 8.0 mm |
| Upper limit temperature | 85 °C |
| Lower limit temperature | -40 °C |
| Customs tariff number | 85369010 |

Electrical values

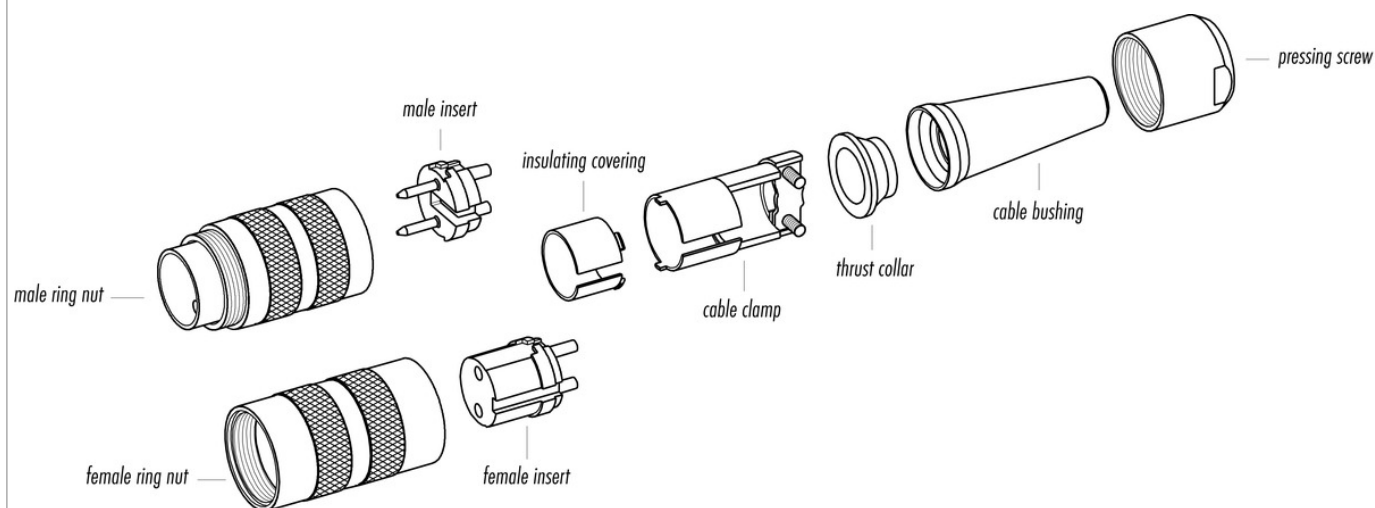
| | |
|---------------------------|----------------------|
| Rated current (40 °C) | 3 A |
| Rated voltage | 60 V |
| Rated impulse voltage | 500 V |
| Pollution degree | 1 |
| Overvoltage category | I |
| Insulating material group | III |
| Insulation resistance | ≥ 10 ¹⁰ Ω |
| EMC compliance | shieldable |
| Degree of protection | IP40 |
| Mechanical operation | > 500 Mating cycles |

Material

| | |
|-----------------------|----------------------|
| Contact material | CuZn (brass) |
| Contact plating | Au (gold) |
| Contact body material | PBT (UL94 V-0) |
| REACH SVHC | CAS 7439-92-1 (Lead) |

| | |
|---------------------|---|
| Product description | M16 IP40 male cable connector, Contacts: 12, 6.0 - 8.0 mm, shieldable, solder, IP40 |
| Area | M16 IP40 series 581 |
| Order number | 99 2029 20 12 |

Component part drawing



| | |
|---------------------|---|
| Product description | M16 IP40 male cable connector, Contacts: 12, 6.0 - 8.0 mm, shieldable, solder, IP40 |
| Area | M16 IP40 series 581 |
| Order number | 99 2029 20 12 |

Security notices

The connectors have been developed for applications in plant engineering, control and electrical equipment construction. The user is responsible for checking whether the connectors can also be used in other areas of application.

To lock the cable connector with the device connector, the threaded ring is tightened "hand-tight" (approx. 50 cNm).