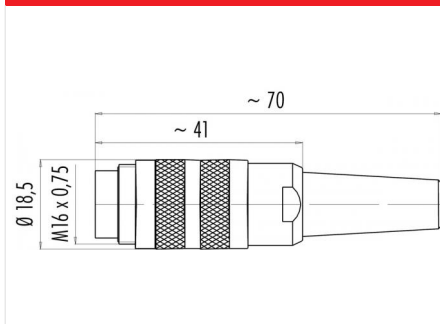


Product description	M16 IP40 male cable connector, Contacts: 12, 4.0 - 6.0 mm, shieldable, solder, IP40
Area	M16 IP40 series 581
Order number	99 2029 10 12

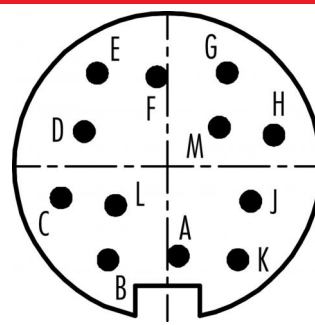
## Illustration



## Scale drawing



## Contact arrangement (Plug-in side)



You can find the component part drawing on the next page.

## Technical data

## General values

Connector design	male cable connector
Connector locking system	screw
Termination	solder
Wire gauge (mm)	max. 0.25 mm <sup>2</sup>
Wire gauge (AWG)	max. AWG 24
Cable outlet	4.0 - 6.0 mm
Upper limit temperature	85 °C
Lower limit temperature	-40 °C
Customs tariff number	85369010

## Electrical values

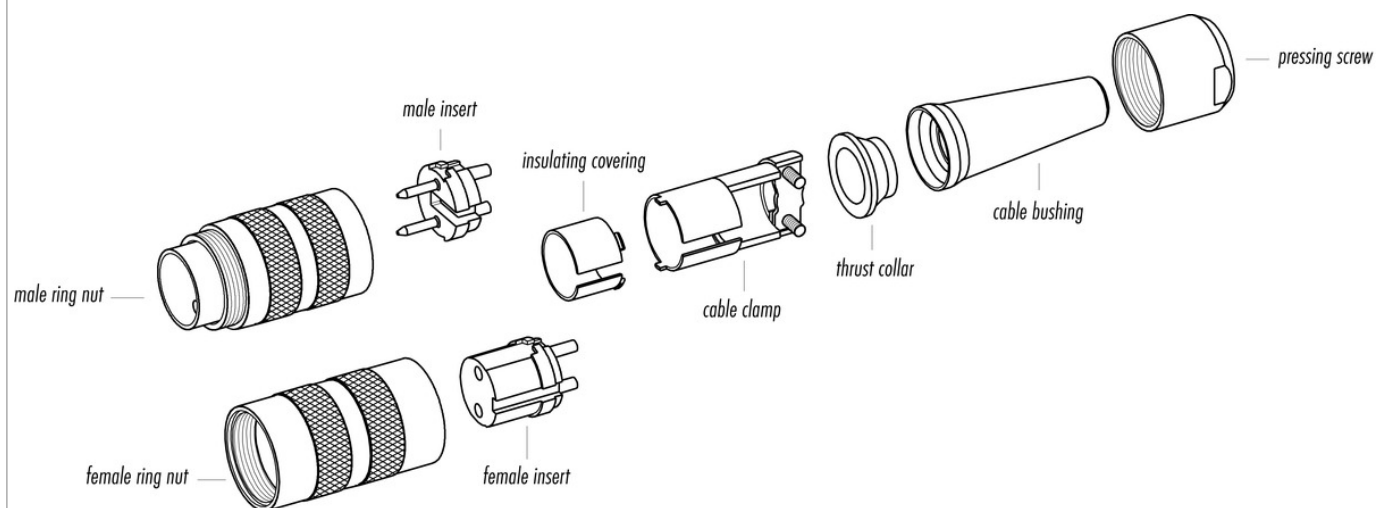
Rated current (40 °C)	3 A
Rated voltage	60 V
Rated impulse voltage	500 V
Pollution degree	1
Overvoltage category	I
Insulating material group	III
Insulation resistance	≥ 10 <sup>10</sup> Ω
EMC compliance	shieldable
Degree of protection	IP40
Mechanical operation	> 500 Mating cycles

## Material

Contact material	CuZn (brass)
Contact plating	Au (gold)
Contact body material	PBT (UL94 V-0)
REACH SVHC	CAS 7439-92-1 (Lead)

Product description	M16 IP40 male cable connector, Contacts: 12, 4.0 - 6.0 mm, shieldable, solder, IP40
Area	M16 IP40 series 581
Order number	99 2029 10 12

### Component part drawing



Product description	M16 IP40 male cable connector, Contacts: 12, 4.0 - 6.0 mm, shieldable, solder, IP40
Area	M16 IP40 series 581
Order number	99 2029 10 12

## Security notices

The connectors have been developed for applications in plant engineering, control and electrical equipment construction. The user is responsible for checking whether the connectors can also be used in other areas of application.

To lock the cable connector with the device connector, the threaded ring is tightened "hand-tight" (approx. 50 cNm).