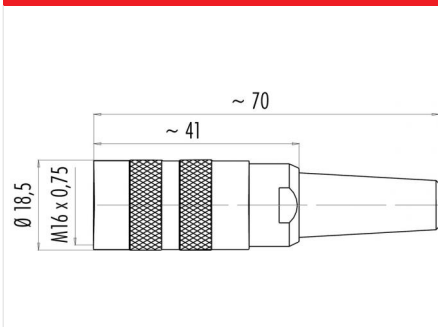


| | |
|---------------------|------------------------------------------------------------------------------------------|
| Product description | M16 IP40 female cable connector, Contacts: 6 DIN, 4.0 - 6.0 mm, shieldable, solder, IP40 |
| Area | M16 IP40 series 581 |
| Order number | 99 2022 19 06 |

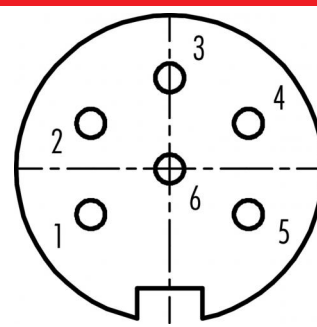
Illustration



Scale drawing



Contact arrangement (Plug-in side)



You can find the component part drawing on the next page.

Technical data

General values

| | |
|--------------------------|---------------------------|
| Connector design | female cable connector |
| Connector locking system | screw |
| Termination | solder |
| Wire gauge (mm) | max. 0.75 mm ² |
| Wire gauge (AWG) | max. AWG 18 |
| Cable outlet | 4.0 - 6.0 mm |
| Upper limit temperature | 85 °C |
| Lower limit temperature | -40 °C |
| Customs tariff number | 85369010 |

Electrical values

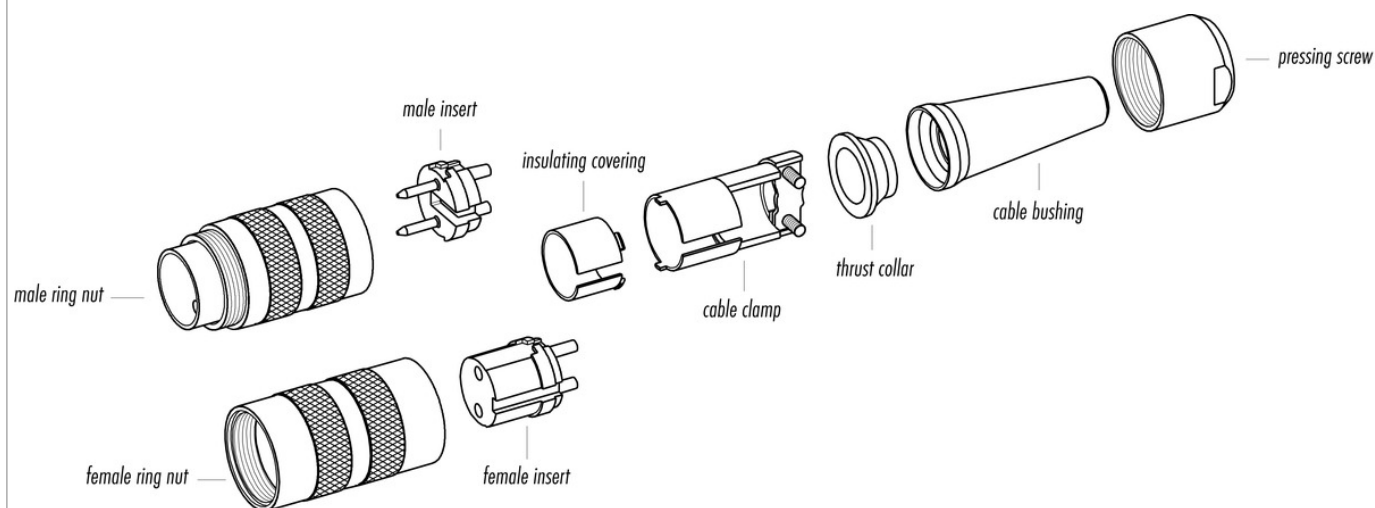
| | |
|---------------------------|----------------------|
| Rated current (40 °C) | 5 A |
| Rated voltage | 250 V |
| Rated impulse voltage | 1500 V |
| Pollution degree | 1 |
| Overvoltage category | I |
| Insulating material group | III |
| Insulation resistance | ≥ 10 ¹⁰ Ω |
| EMC compliance | shieldable |
| Degree of protection | IP40 |
| Mechanical operation | > 500 Mating cycles |

Material

| | |
|-----------------------|----------------------|
| Contact material | CuSn (bronze) |
| Contact plating | Au (gold) |
| Contact body material | PBT (UL94 V-0) |
| REACH SVHC | CAS 7439-92-1 (Lead) |

| | |
|---------------------|------------------------------------------------------------------------------------------|
| Product description | M16 IP40 female cable connector, Contacts: 6 DIN, 4.0 - 6.0 mm, shieldable, solder, IP40 |
| Area | M16 IP40 series 581 |
| Order number | 99 2022 19 06 |

Component part drawing



| | |
|---------------------|------------------------------------------------------------------------------------------|
| Product description | M16 IP40 female cable connector, Contacts: 6 DIN, 4.0 - 6.0 mm, shieldable, solder, IP40 |
| Area | M16 IP40 series 581 |
| Order number | 99 2022 19 06 |

Security notices

The connector must not be plugged or unplugged under load. Non-observance and improper use can result in personal injury.

The connectors have been developed for applications in plant engineering, control and electrical equipment construction. The user is responsible for checking whether the connectors can also be used in other areas of application.

To protect against unintentional opening of the connector, the thread between the housing and the connector head must be secured with a suitable cyanoacrylate adhesive when used in circuits with voltages dangerous to the touch. This does not apply to connectors used in SELV and PELV circuits according to IEC 61140 (EN 61140, VDE 0140-1).

Connectors which are used in circuits with voltages dangerous to the touch may only be installed and used by, or under the supervision of, persons with electrical engineering training, taking into account the applicable regulations and standards.

The plug connector is not suitable for mains voltages. Please observe the pollution degree and the overvoltage category. For further information, please refer to the download center "Technical Information".

To lock the cable connector with the device connector, the threaded ring is tightened "hand-tight" (approx. 50 cNm).