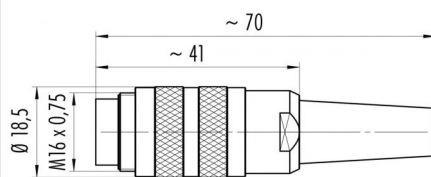


Product description	M16 IP40 male cable connector, Contacts: 6 DIN, 6.0 - 8.0 mm, shieldable, crimp (Crimp contacts must be ordered separately), IP40
Area	M16 IP40 series 581
Order number	99 2021 702 06

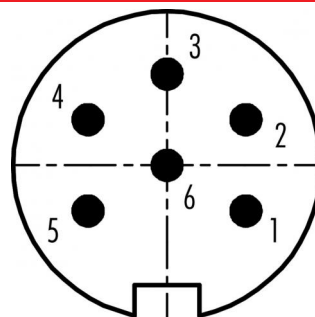
Illustration



Scale drawing



Contact arrangement (Plug-in side)



You can find the component part drawing and assembly instructions on the next page.

Technical data

General values

Connector design	male cable connector
Connector locking system	screw
Termination	crimp (Crimp contacts must be ordered separately)
Wire gauge (mm)	see crimp contacts under accessories
Cable outlet	6.0 - 8.0 mm
Upper limit temperature	100 °C
Lower limit temperature	-40 °C
Customs tariff number	85369010

Electrical values

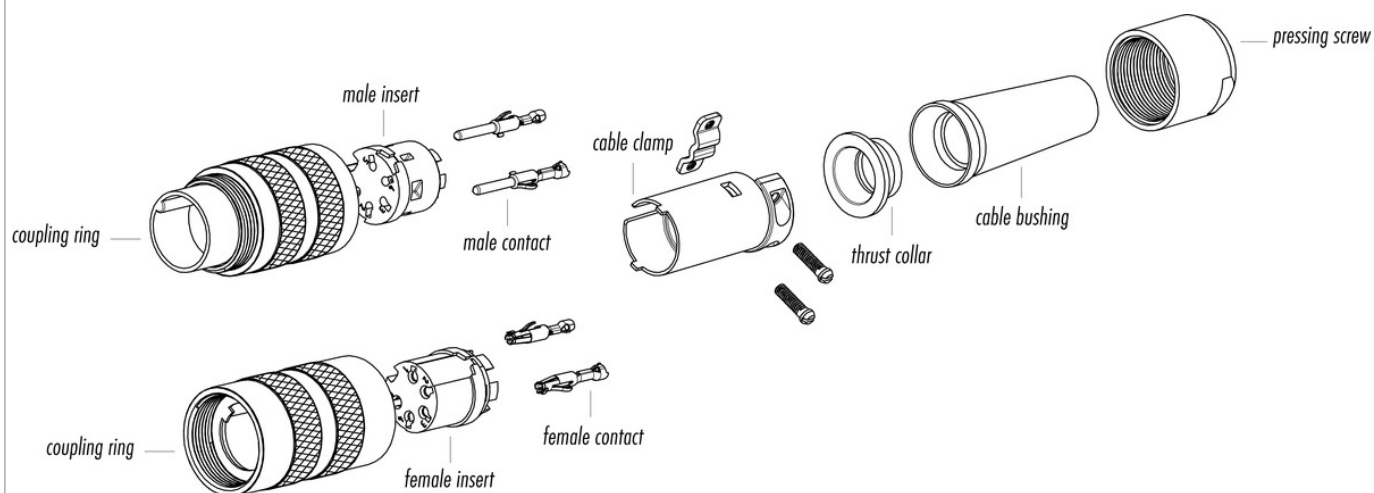
Rated current (40 °C)	5 A
Rated voltage	250 V
Rated impulse voltage	1500 V
Pollution degree	1
Overvoltage category	I
Insulating material group	III
Insulation resistance	$\geq 10^{10} \Omega$
EMC compliance	shieldable
Degree of protection	IP40
Mechanical operation	> 500 Mating cycles

Material

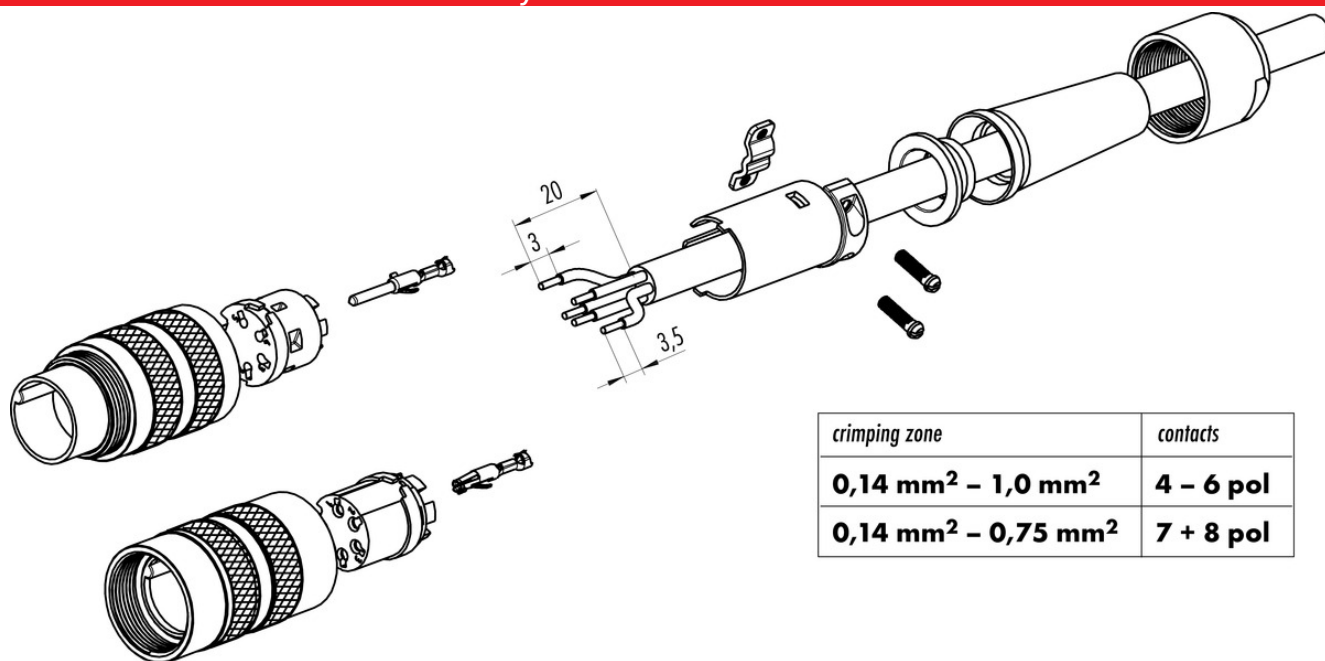
Contact material	depending on crimp contact (accessory)
Contact body material	PBT (UL94 V-0)
REACH SVHC	CAS 7439-92-1 (Lead)

Product description	M16 IP40 male cable connector, Contacts: 6 DIN, 6.0 - 8.0 mm, shieldable, crimp (Crimp contacts must be ordered separately), IP40
Area	M16 IP40 series 581
Order number	99 2021 702 06

Component part drawing



Assembly instructions / Panel cut-out



Product description	M16 IP40 male cable connector, Contacts: 6 DIN, 6.0 - 8.0 mm, shieldable, crimp (Crimp contacts must be ordered separately), IP40
Area	M16 IP40 series 581
Order number	99 2021 702 06

Security notices

The connector must not be plugged or unplugged under load. Non-observance and improper use can result in personal injury.

The connectors have been developed for applications in plant engineering, control and electrical equipment construction. The user is responsible for checking whether the connectors can also be used in other areas of application.

To protect against unintentional opening of the connector, the thread between the housing and the connector head must be secured with a suitable cyanoacrylate adhesive when used in circuits with voltages dangerous to the touch. This does not apply to connectors used in SELV and PELV circuits according to IEC 61140 (EN 61140, VDE 0140-1).

Connectors which are used in circuits with voltages dangerous to the touch may only be installed and used by, or under the supervision of, persons with electrical engineering training, taking into account the applicable regulations and standards.

The plug connector is not suitable for mains voltages. Please observe the pollution degree and the overvoltage category. For further information, please refer to the download center "Technical Information".

To lock the cable connector with the device connector, the threaded ring is tightened "hand-tight" (approx. 50 cNm).