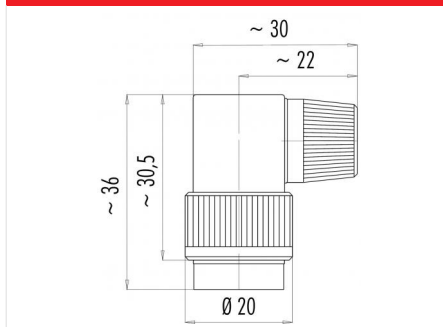


Product description	Bayonet female angled connector, Contacts: 8 DIN, 6.0 - 8.0 mm, unshielded, solder, IP40
Area	Bayonet series 678
Order number	99 0646 72 08

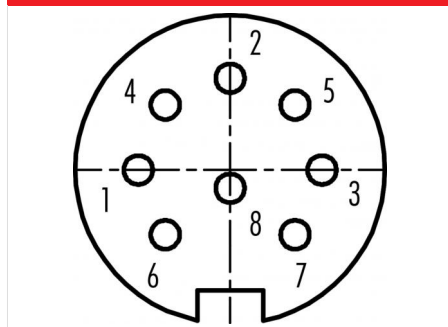
## Illustration



## Scale drawing



## Contact arrangement (Plug-in side)



You can find the component part drawing on the next page.

## Technical data

### General values

Connector design	female angled connector
Connector locking system	Bayonet
Termination	solder
Wire gauge (mm)	max. 0.75 mm <sup>2</sup>
Wire gauge (AWG)	max. AWG 18
Cable outlet	6.0 - 8.0 mm
Upper limit temperature	85 °C
Lower limit temperature	-40 °C
Customs tariff number	85369010

### Electrical values

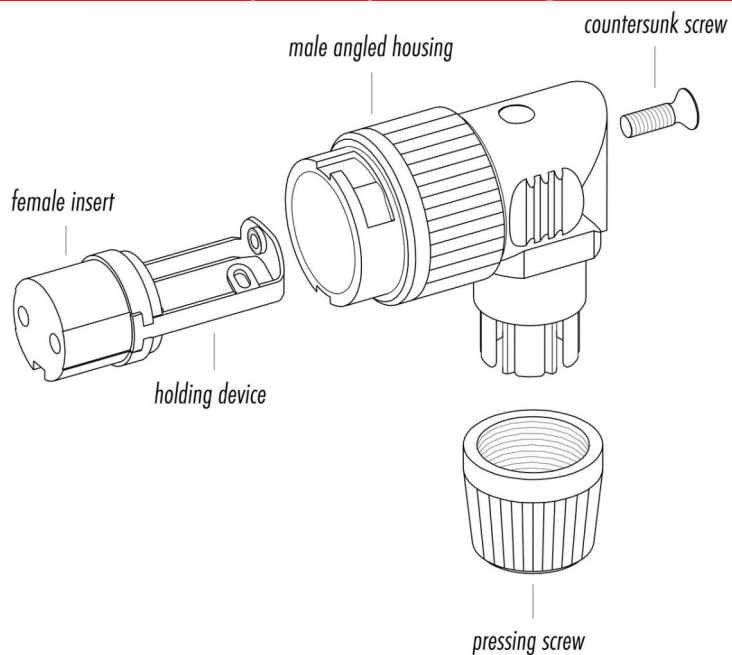
Rated current (40 °C)	5 A
Rated voltage	60 V
Rated impulse voltage	500 V
Pollution degree	1
Overvoltage category	I
Insulating material group	III
Insulation resistance	≥ 10 <sup>10</sup> Ω
EMC compliance	unshielded
Degree of protection	IP40
Mechanical operation	> 500 Mating cycles

### Material

Contact material	CuSn (bronze)
Contact plating	Ag (silver)
Contact body material	PBT (UL94 V-0)
Housing material	PA
REACH SVHC	CAS 7439-92-1 (Lead)

Product description	Bayonet female angled connector, Contacts: 8 DIN, 6.0 - 8.0 mm, unshielded, solder, IP40
Area	Bayonet series 678
Order number	99 0646 72 08

### Component part drawing



Product description	Bayonet female angled connector, Contacts: 8 DIN, 6.0 - 8.0 mm, unshielded, solder, IP40
Area	Bayonet series 678
Order number	99 0646 72 08

## Security notices

The connectors have been developed for applications in plant engineering, control and electrical equipment construction. The user is responsible for checking whether the connectors can also be used in other areas of application.