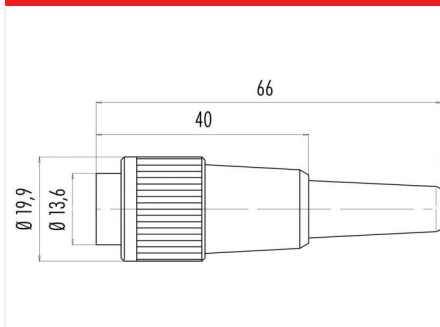


Product description	Bayonet male cable connector, Contacts: 8 DIN, 3.0 - 6.0 mm, unshielded, solder, IP40
Area	Bayonet series 678
Order number	99 0645 00 08

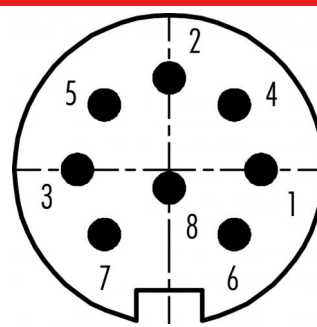
Illustration



Scale drawing



Contact arrangement (Plug-in side)



You can find the component part drawing on the next page.

Technical data

General values

Connector design	male cable connector
Connector locking system	Bayonet
Termination	solder
Wire gauge (mm)	max. 0.75 mm ²
Wire gauge (AWG)	max. AWG 18
Cable outlet	3.0 - 6.0 mm
Upper limit temperature	85 °C
Lower limit temperature	-40 °C
Customs tariff number	85369010

Electrical values

Rated current (40 °C)	5 A
Rated voltage	60 V
Rated impulse voltage	500 V
Pollution degree	1
Overvoltage category	I
Insulating material group	III
Insulation resistance	≥ 10 ¹⁰ Ω
EMC compliance	unshielded
Degree of protection	IP40
Mechanical operation	> 500 Mating cycles

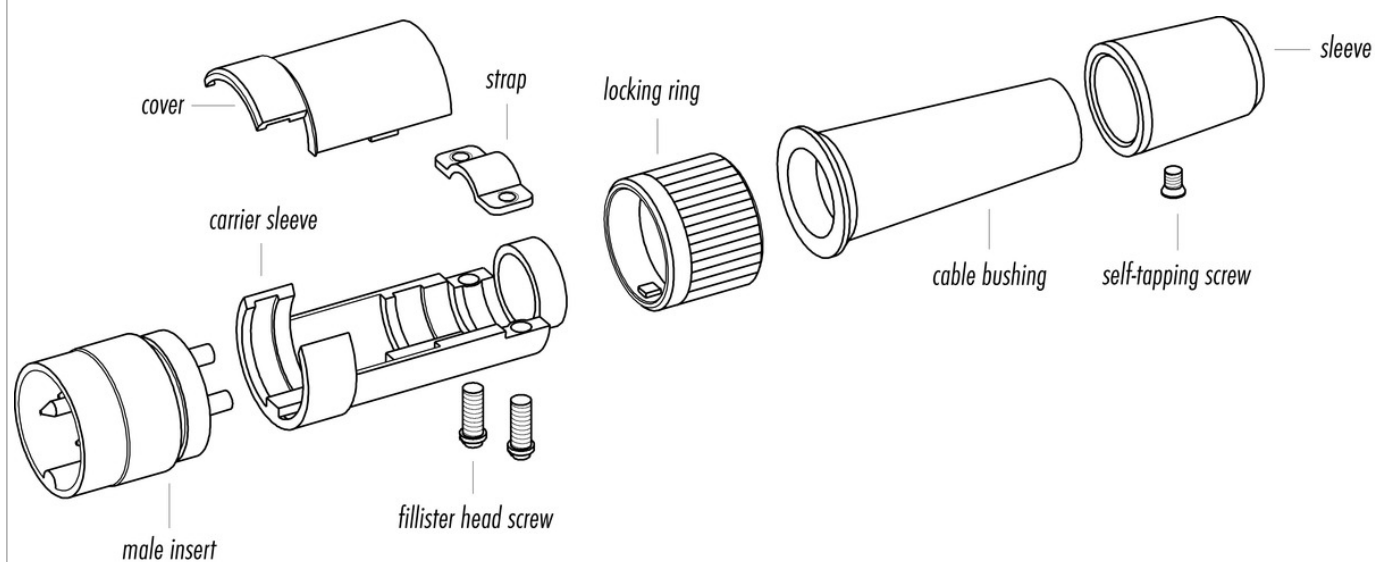
Material

Contact material	CuZn (brass)
Contact plating	Ag (silver)
Contact body material	PBT (UL94 V-0)
Housing material	PA
REACH SVHC	CAS 7439-92-1 (Lead)

Product description Bayonet male cable connector, Contacts: 8 DIN, 3.0 - 6.0 mm, unshielded, solder, IP40

Area Bayonet series 678
Order number 99 0645 00 08

Component part drawing



Product description	Bayonet male cable connector, Contacts: 8 DIN, 3.0 - 6.0 mm, unshielded, solder, IP40
Area	Bayonet series 678
Order number	99 0645 00 08

Security notices

The connectors have been developed for applications in plant engineering, control and electrical equipment construction. The user is responsible for checking whether the connectors can also be used in other areas of application.