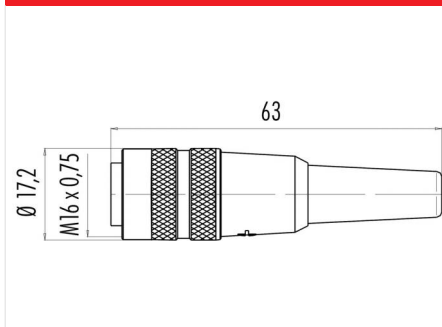


Product description	M16 IP40 female cable connector, Contacts: 8 DIN, 3.0 - 6.0 mm, unshielded, solder, IP40
Area	M16 IP40 series 680
Order number	09 0572 09 08

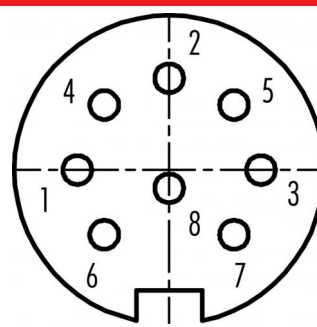
Illustration



Scale drawing



Contact arrangement (Plug-in side)



You can find the assembly instructions on the next page.

Technical data

General values

Connector design	female cable connector
Connector locking system	screw
Termination	solder
Wire gauge (mm)	0.75 mm ²
Wire gauge (AWG)	AWG 18
Cable outlet	3.0 - 6.0 mm
Upper limit temperature	85 °C
Lower limit temperature	-40 °C
Customs tariff number	85369010

Electrical values

Rated current (40 °C)	5 A
Rated voltage	60 V
Rated impulse voltage	500 V
Pollution degree	1
Overvoltage category	I
Insulating material group	III
Insulation resistance	≥ 10 ¹⁰ Ω
EMC compliance	unshielded
Degree of protection	IP40
Mechanical operation	> 500 Mating cycles

Material

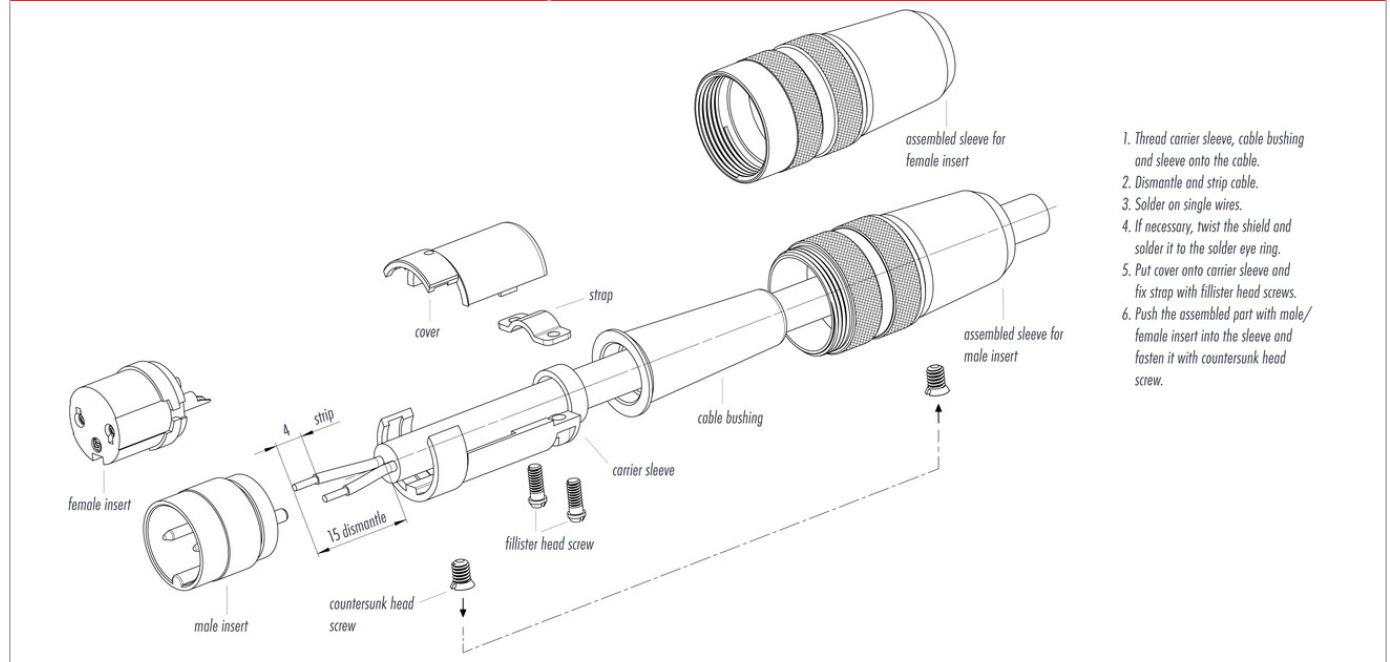
Contact material	CuSn (bronze)
Contact plating	Au (gold)
Contact body material	PBT (UL94 V-0)
Housing material	PA
REACH SVHC	CAS 7439-92-1 (Lead)

Product description M16 IP40 female cable connector, Contacts: 8 DIN, 3.0 - 6.0 mm, unshielded, solder, IP40

Area M16 IP40 series 680

Order number 09 0572 09 08

Assembly instructions / Panel cut-out



Product description	M16 IP40 female cable connector, Contacts: 8 DIN, 3.0 - 6.0 mm, unshielded, solder, IP40
Area	M16 IP40 series 680
Order number	09 0572 09 08

Security notices

The connectors have been developed for applications in plant engineering, control and electrical equipment construction. The user is responsible for checking whether the connectors can also be used in other areas of application.

To lock the cable connector with the device connector, the threaded ring is tightened "hand-tight" (approx. 50 cNm).