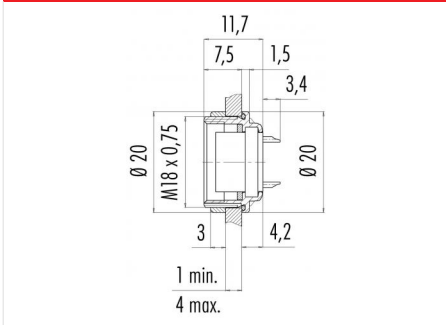


Product description	M16 IP67 female panel mount connector, Contacts: 14, unshielded, solder, IP67, UL, front mounting
Area	M16 IP67 series 723
Order number	09 0454 80 14

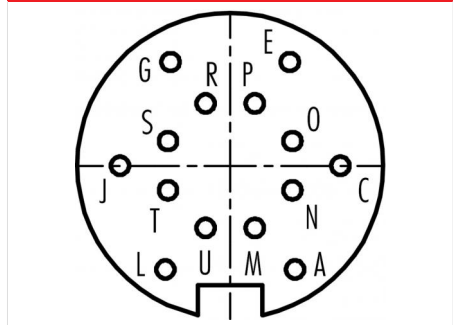
**Illustration**



**Scale drawing**



**Contact arrangement (Plug-in side)**



You can find the assembly instructions on the next page.

**Technical data**

**General values**

Connector design	female panel mount connector
Connector locking system	screw
Termination	solder
Wire gauge (mm)	0.25 mm <sup>2</sup>
Wire gauge (AWG)	AWG 24
Upper limit temperature	95 °C
Lower limit temperature	-40 °C
Customs tariff number	85369010

**Electrical values**

Rated current (40 °C)	3 A
Rated voltage	60 V
Rated impulse voltage	500 V
Pollution degree	1
Overvoltage category	I
Insulating material group	III
Insulation resistance	≥ 10 <sup>10</sup> Ω
EMC compliance	unshielded
Degree of protection	IP67
Mechanical operation	> 500 Mating cycles

**Material**

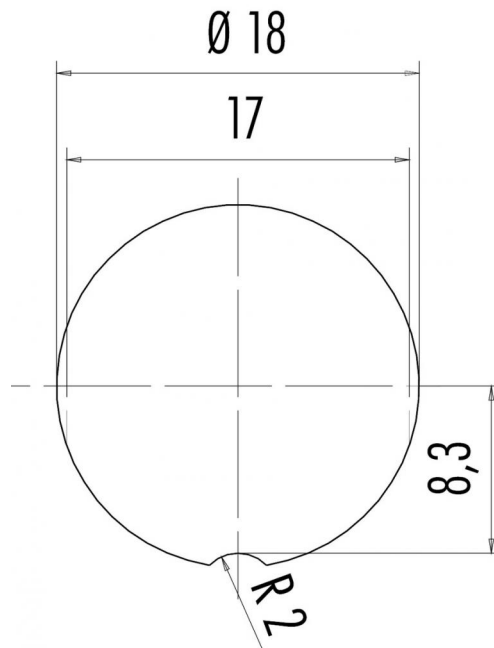
Contact material	CuSn (bronze)
Contact plating	Au (gold)
Contact body material	PBT (UL94 V-0)
Housing material	Zinc die-cast nickel-plated
REACH SVHC	CAS 7439-92-1 (Lead)

**authorization/approvals**

Approval 1	UL
------------	----

Product description	M16 IP67 female panel mount connector, Contacts: 14, unshielded, solder, IP67, UL, front mounting
Area	M16 IP67 series 723
Order number	09 0454 80 14

Assembly instructions / Panel cut-out



Product description	M16 IP67 female panel mount connector, Contacts: 14, unshielded, solder, IP67, UL, front mounting
Area	M16 IP67 series 723
Order number	09 0454 80 14

## Security notices

The connectors have been developed for applications in plant engineering, control and electrical equipment construction. The user is responsible for checking whether the connectors can also be used in other areas of application.

Plug connectors with enclosure protection IP 67 and IP 68 are not suitable for use under water. When used outdoors, the plug connectors must be protected separately against corrosion. For further information on the IP protection classes, please refer to the "Technical Information" download centre.