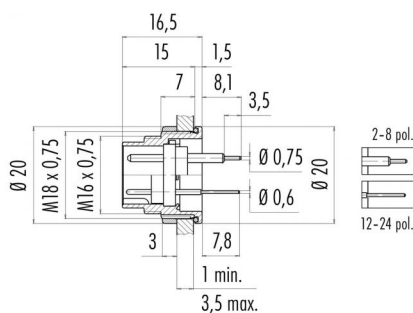


Product description	M16 IP67 male panel mount connector, Contacts: 8 DIN, unshielded, dip-solder, IP68, UL, AISG compliant, front mounting
Area	M16 IP67 series 723
Order number	09 0173 99 08

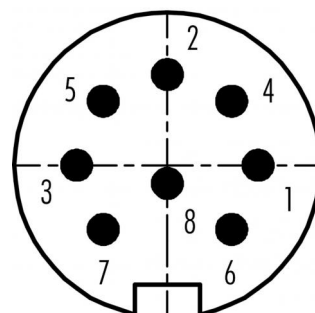
Illustration



Scale drawing



Contact arrangement (Plug-in side)



You can find the assembly instructions on the next page.

Technical data

General values

Connector design	male panel mount connector
Connector locking system	screw
Termination	dip-solder
Upper limit temperature	95 °C
Lower limit temperature	-40 °C
Customs tariff number	85369010

Electrical values

Rated current (40 °C)	5 A
Rated voltage	60 V
Rated impulse voltage	500 V
Pollution degree	1
Overvoltage category	I
Insulating material group	III
Insulation resistance	$\geq 10^{10} \Omega$
EMC compliance	unshielded
Degree of protection	IP68 IP67
Mechanical operation	> 500 Mating cycles

Material

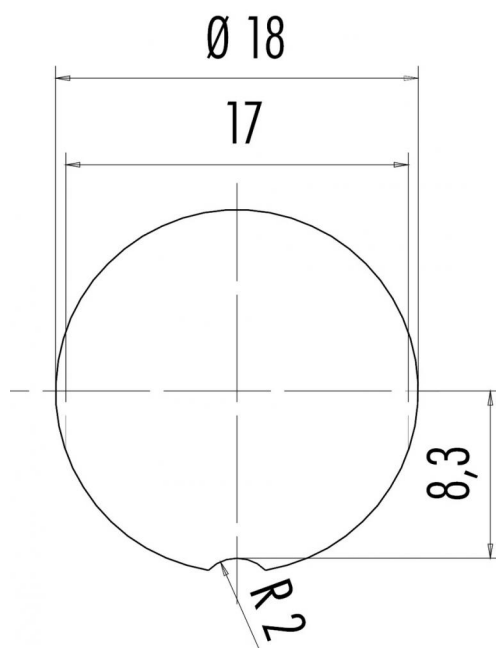
Contact material	CuZn (brass)
Contact plating	Au (gold)
Contact body material	PBT (UL94 V-0)
Housing material	Zinc die-cast nickel-plated
REACH SVHC	CAS 7439-92-1 (Lead)

authorization/approvals

Approval 1	UL
Approval 2	AISG compliant

Product description	M16 IP67 male panel mount connector, Contacts: 8 DIN, unshielded, dip-solder, IP68, UL, AISG compliant, front mounting
Area	M16 IP67 series 723
Order number	09 0173 99 08

Assembly instructions / Panel cut-out



Product description	M16 IP67 male panel mount connector, Contacts: 8 DIN, unshielded, dip-solder, IP68, UL, AISG compliant, front mounting
Area	M16 IP67 series 723
Order number	09 0173 99 08

Security notices

The connectors have been developed for applications in plant engineering, control and electrical equipment construction. The user is responsible for checking whether the connectors can also be used in other areas of application.

Plug connectors with enclosure protection IP 67 and IP 68 are not suitable for use under water. When used outdoors, the plug connectors must be protected separately against corrosion. For further information on the IP protection classes, please refer to the "Technical Information" download centre.