

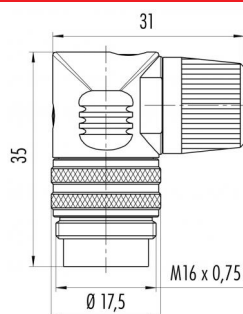
Product description M16 IP40 male angled connector, Contacts: 14, 6.0 - 8.0 mm, unshielded, solder, IP40

Area M16 IP40 series 682  
Order number 09 0161 72 14

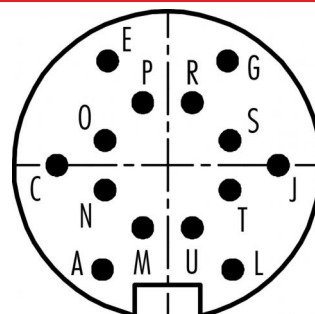
### Illustration



### Scale drawing



### Contact arrangement (Plug-in side)



You can find the component part drawing and assembly instructions on the next page.

## Technical data

### General values

Connector design	male angled connector
Connector locking system	screw
Termination	solder
Wire gauge (mm)	0.25 mm <sup>2</sup>
Wire gauge (AWG)	AWG 24
Cable outlet	6.0 - 8.0 mm
Upper limit temperature	85 °C
Lower limit temperature	-40 °C
Customs tariff number	85369010

### Electrical values

Rated current (40 °C)	3 A
Rated voltage	60 V
Rated impulse voltage	500 V
Pollution degree	1
Overvoltage category	I
Insulating material group	III
Insulation resistance	≥ 10 <sup>10</sup> Ω
EMC compliance	unshielded
Degree of protection	IP40
Mechanical operation	> 1000 Mating cycles

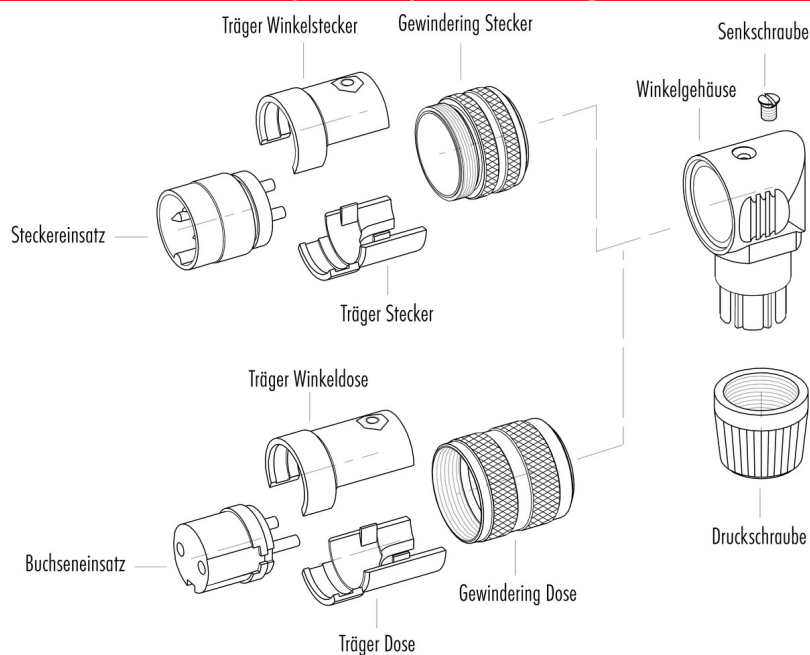
### Material

Contact material	CuZn (brass)
Contact plating	Au (gold)
Contact body material	PBT (UL94 V-0)
Housing material	PA
REACH SVHC	CAS 7439-92-1 (Lead)

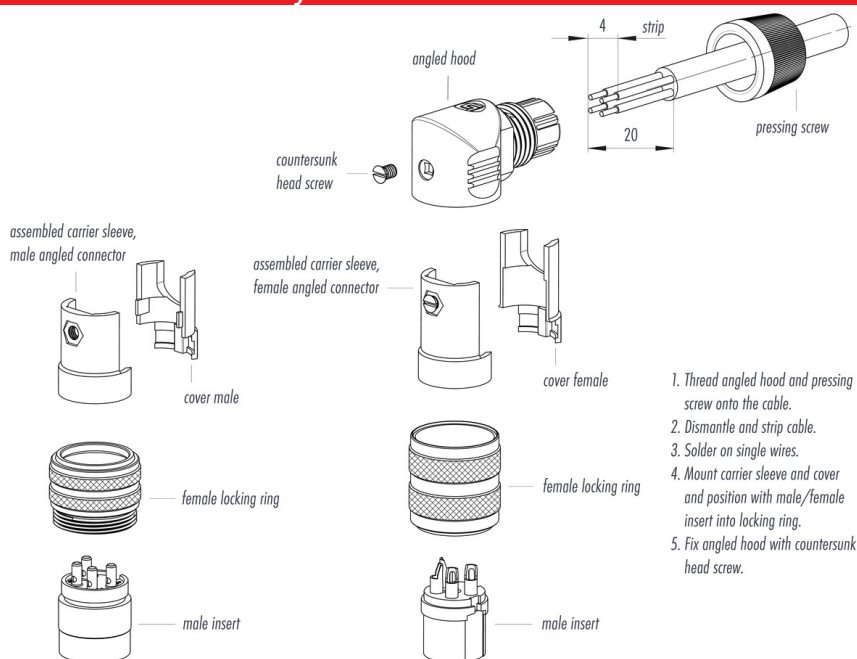
Product description **M16 IP40 male angled connector, Contacts: 14, 6.0 - 8.0 mm, unshielded, solder, IP40**

Area **M16 IP40 series 682**  
Order number **09 0161 72 14**

### Component part drawing



### Assembly instructions / Panel cut-out



Product description	M16 IP40 male angled connector, Contacts: 14, 6.0 - 8.0 mm, unshielded, solder, IP40
Area	M16 IP40 series 682
Order number	09 0161 72 14

## Security notices

The connectors have been developed for applications in plant engineering, control and electrical equipment construction. The user is responsible for checking whether the connectors can also be used in other areas of application.

To lock the cable connector with the device connector, the threaded ring is tightened "hand-tight" (approx. 50 cNm).