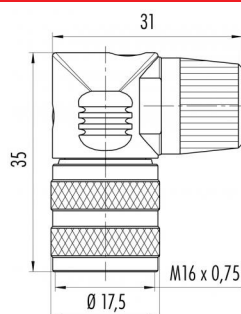


Product description	M16 IP40 female angled connector, Contacts: 3 DIN, 4.0 - 6.0 mm, unshielded, solder, IP40
Area	M16 IP40 series 682
Order number	09 0136 79 03

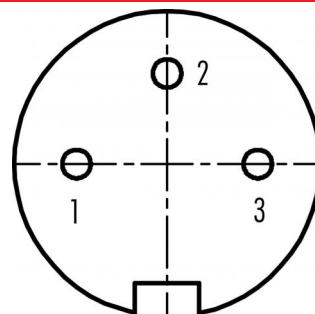
### Illustration



### Scale drawing



### Contact arrangement (Plug-in side)



You can find the component part drawing and assembly instructions on the next page.

## Technical data

### General values

Connector design	female angled connector
Connector locking system	screw
Termination	solder
Wire gauge (mm)	0.75 mm <sup>2</sup>
Wire gauge (AWG)	AWG 18
Cable outlet	4.0 - 6.0 mm
Upper limit temperature	85 °C
Lower limit temperature	-40 °C
Customs tariff number	85369010

### Electrical values

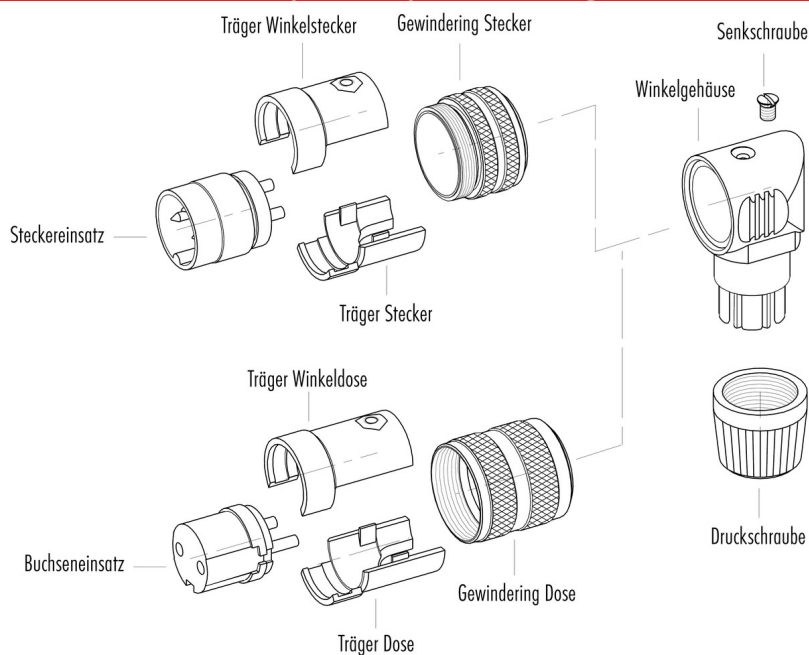
Rated current (40 °C)	7 A
Rated voltage	250 V
Rated impulse voltage	1500 V
Pollution degree	1
Overvoltage category	I
Insulating material group	III
Insulation resistance	≥ 10 <sup>10</sup> Ω
EMC compliance	unshielded
Degree of protection	IP40
Mechanical operation	> 1000 Mating cycles

### Material

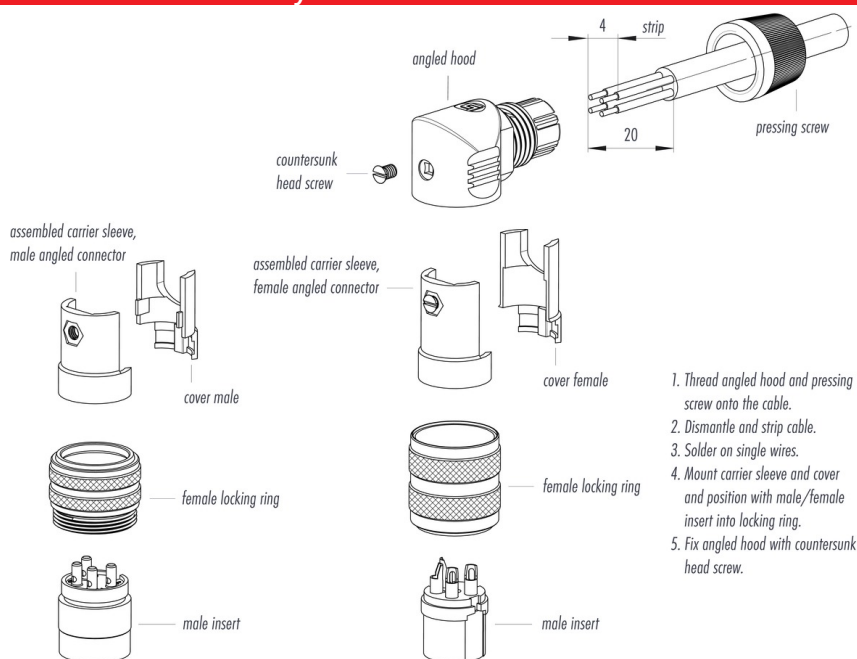
Contact material	CuSn (bronze)
Contact plating	Au (gold)
Contact body material	PBT (UL94 V-0)
Housing material	PA
REACH SVHC	CAS 7439-92-1 (Lead)

Product description	M16 IP40 female angled connector, Contacts: 3 DIN, 4.0 - 6.0 mm, unshielded, solder, IP40
Area	M16 IP40 series 682
Order number	09 0136 79 03

### Component part drawing



### Assembly instructions / Panel cut-out



Product description	M16 IP40 female angled connector, Contacts: 3 DIN, 4.0 - 6.0 mm, unshielded, solder, IP40
Area	M16 IP40 series 682
Order number	09 0136 79 03

## Security notices

The connector must not be plugged or unplugged under load. Non-observance and improper use can result in personal injury.

The connectors have been developed for applications in plant engineering, control and electrical equipment construction. The user is responsible for checking whether the connectors can also be used in other areas of application.

Connectors which are used in circuits with voltages dangerous to the touch may only be installed and used by, or under the supervision of, persons with electrical engineering training, taking into account the applicable regulations and standards.

The plug connector is not suitable for mains voltages. Please observe the pollution degree and the overvoltage category. For further information, please refer to the download center "Technical Information".

To lock the cable connector with the device connector, the threaded ring is tightened "hand-tight" (approx. 50 cNm).