





JL04V-2A28-11PE-R

Product Details

Part Number	JL04V-2A28-11PE-R
Status	Active
Features	Panel mount receptacle, TÜV, Non-waterproof type, 22 pos., Pin, Contact arrangement code: 28-11
Number of Positions	22 pos.
Rated Current (A)	#12: 23, #16: 13
Rated Voltage (AC Vr.m.s.)	#12: 250, #16: 100
Waterproof/ Non-waterproof	Non-waterproof
Applications	Machine tools, Servomotors, Robots, Semiconductor Equipment, FA equipment, Industrial equipment, Rolling stock, Vessels, Telecommunications devices, Measurement equipment, Broadcast systems, Medical equipment, Computers and peripherals, and other electronic/ electric equipment.
Connector Type	Panel mount receptacle
Connector Style	
Contact Type	Pin
Wire Termination Method	Soldering
Applicable Wire Size (AWG)	#12: AWG#12, #16: AWG#16
Coupling Style	Threaded
Contact Size	#12, #16
Shell Size	28
Contact Arrangement Code	28-11
Contact Size X No. of	

Contacts	#12*4, #16*18
Applicable Wire (Cross-sectional Area of Conductor) (mm ² max.)	#12: 3.5, #16: 1.25
Alternative Insert Position (deg.)	- (0)
Material of Contact	Copper alloy
Finish of Contact in Connecting Area	Silver plating
Outer Shell Color	Black system interference color
Total Current Rating (A)	65.2
Contact Resistance (milliohm max.)	#12: 2, #16: 4
Dielectric Withstanding Voltage (VACr.m.s. 1minute)	2,000
Insulation Resistance (megaohm min.)	5,000
Operating Temperature Range (deg. C)	-55 to +125
Applicable Accessory	
Applicable Product Part Numbers	
Applicable Cable Diameter	
Documents	<div>Drawings </div> <div>3D Models </div> <div>PDF Download </div>
Stock Search	<div>Stock Search </div>
RoHS compliant	10 substances (2011/65/EU)

REACH compliant	
Environment Information	<div>RoHS/Reach Certificate ></div>
Combination	JL04V-6A28-11SE-EB-R JL04V-6A28-11SE-R JA06A-28-11S-J1-R N/MS3106B28-11S N/MS3108B28-11S
Remarks	

Notice

1. The values specified in this web site are only for reference. The products and their specifications are subject to change without notice. Contact our sales staff for further information before considering or ordering any of our products.

For purchase, a product specification must be agreed upon.

2. Users are requested to provide protection circuits and redundancy circuits to ensure safety of the equipment, and sufficiently review the suitability of JAE's products to the equipment.

3. The products presented in this web site are designed for the uses recommended below.

We strongly suggest you contact our sales staff when considering use of any of the products in any other way than the recommended applications or for a specific use that requires an extremely high reliability.

(1) Applications that require consultation:

* Please contact us if you are considering use involving a quality assurance program that you specify or that is peculiar to the industry, such as:

Automotive electrical components, train control, telecommunications devices (mainline), traffic light control, electric power, combustion control, fire prevention or security systems, disaster evention

equipment, etc.

* We may separately give you our support with a quality assurance program that you specify, when you think of a use such as :

Aviation or space equipment, submarine repeaters, nuclear power control systems, medical equipment for life support, etc.

(2) Recommended applications include:

* Computers, office appliances, telecommunications devices (terminals, mobile units), measuring equipment, audiovisual equipment, home electric appliances, factory automation equipment, etc