



Passive Components > Resistors > Potentiometers

Potentiometer Power Rating: **2 W**Potentiometer Termination Type: **Printed Circuit Board**Potentiometer Mount Style: **Panel Mount**Potentiometer Dimensions: **12.7 x 19.05 mm**Potentiometer Tolerance: **10%**

Features

Product Type Features

Sealed Potentiometer	Yes
Turn Type	Single Turn
Element Material	Cermet

Configuration Features

Number of Turns	1
Sections	Single
Adjustment Location	Top
Adjustment Style	Shaft

Electrical Characteristics

Potentiometer Power Rating	2 W
Potentiometer Tolerance	10%
Potentiometer Resistance	47 Ω
Resistance Range	Up to 1k Ω Ω

Body Features

Shaft Style	Plain
-------------	-------

Termination Features

Potentiometer Termination Type	Printed Circuit Board
--------------------------------	-----------------------

Mechanical Attachment



Potentiometer Mount Style	Panel Mount
Mount Angle	Vertical

Dimensions

Potentiometer Dimensions	12.7 x 19.05 mm
	1 in

Product Compliance

[For compliance documentation, visit the product page on TE.com>](#)

EU RoHS Directive 2011/65/EU	Compliant with Exemptions
EU ELV Directive 2000/53/EC	Compliant with Exemptions
China RoHS 2 Directive MIIT Order No 32, 2016	Restricted Materials Above Threshold
EU REACH Regulation (EC) No. 1907/2006	Current ECHA Candidate List: JUN 2020 (209) Candidate List Declared Against: JUN 2020 (209) Does not contain REACH SVHC
Halogen Content	Low Halogen - Br, Cl, F, I < 900 ppm per homogenous material. Also BFR/CFR/PVC Free
Solder Process Capability	Pin-in-Paste capable to 260°C

Product Compliance Disclaimer

This information is provided based on reasonable inquiry of our suppliers and represents our current actual knowledge based on the information they provided. This information is subject to change. The part numbers that TE has identified as EU RoHS compliant have a maximum concentration of 0.1% by weight in homogenous materials for lead, hexavalent chromium, mercury, PBB, PBDE, DBP, BBP, DEHP, DIBP, and 0.01% for cadmium, or qualify for an exemption to these limits as defined in the Annexes of Directive 2011/65/EU (RoHS2). Finished electrical and electronic equipment products will be CE marked as required by Directive 2011/65/EU. Components may not be CE marked. Additionally, the part numbers that TE has identified as EU ELV compliant have a maximum concentration of 0.1% by weight in homogenous materials for lead, hexavalent chromium, and mercury, and 0.01% for cadmium, or qualify for an exemption to these limits as defined in the Annexes of Directive 2000/53/EC (ELV). Regarding the REACH Regulation, the information TE provides on SVHC in articles for this part number is based on the latest European Chemicals Agency (ECHA) 'Guidance on requirements for substances in articles' posted at this URL: <https://echa.europa.eu/guidance-documents/guidance-on-reach>

Compatible Parts




TE Model / Part # 2-1625931-5
 MCU 100K 10% 1"PL



TE Model / Part # 3-1625931-4
 MCU 220K 10% 1"PL



TE Model / Part # 2-1625931-7
 MCU 470R 10% 1"PL



TE Model / Part # 2-1625931-6
 MCU 100R 10% 1"PL



TE Model / Part # 3-1625931-2
 MCU 22K 10% 1"PL



TE Model / Part # 3-1625931-9
 MCU 220R 10% 1"PL



TE Model / Part # 2-1625931-8
 MCU 1K 10% 1"PL



TE Model / Part # 2-1625931-4
 MCU 470K 10% 1"PL



TE Model / Part # 2-1625931-9
 MCU 2K2 10% 1"PL



TE Model / Part # 3-1625931-0
 MCU 4K7 10% 1"PL



TE Model / Part # 3-1625931-1
 MCU 10K 10% 1"PL



TE Model / Part # 3-1625931-3
 MCU 47K 10% 1"PL



TE Model / Part # 3-1625931-5
 MCU 1M 10% 1"PL



TE Model / Part # 1-1625931-8
 MCU 4K7 10% 5/8"SL




TE Model / Part # 4-1625931-2
 MCU 10R 10% 5/8"SL



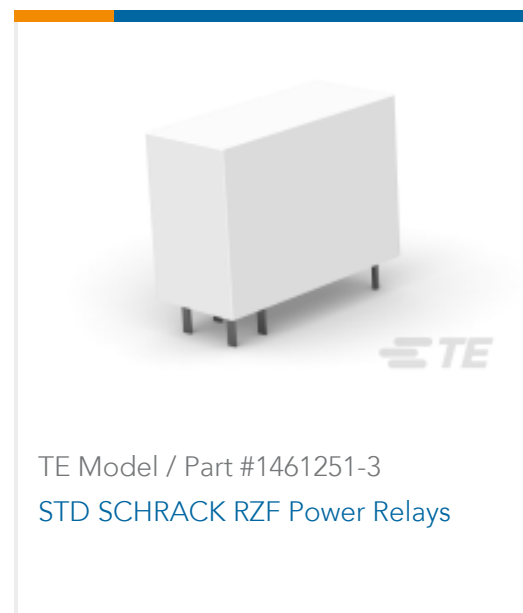

TE Model / Part # 1625930-7
 MC1 10K 10% 25MM PL

Also in the Series | **Citec M**



Potentiometers(18)

Customers Also Bought



Documents

CAD Files

Customer View Model

[ENG_CVM_3-1625931-8_P00K.3d_igs.zip](#)

English

Customer View Model

[ENG_CVM_3-1625931-8_P00K.3d_stp.zip](#)

English

Customer View Model

[ENG_CVM_3-1625931-8_P00K.2d_dxf.zip](#)

English

3D PDF

English

By downloading the CAD file I accept and agree to the [Terms and Conditions](#) of use.

Datasheets & Catalog Pages

[1309350_PASSIVE_COMPONENT](#)

English

[Spindle Operated Potentiometers - Type M Series - Tyco Electronics Passives](#)

English

404802692045

Citec M, Potentiometers, 2W Potentiometer Power Rating, Printed Circuit Board
Potentiometer Termination Type, Panel Mount, 12.7 x 19.05 mm

