

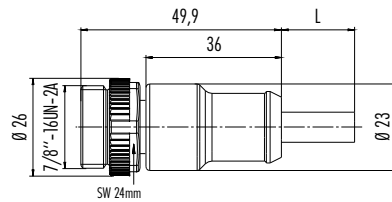


- Screw locking 7/8"
- Degree of protection IP67
- Moulded versions IP68
- Easy assembly
- Angled connectors adjustable in 8 positions
- Panel mount connector with single wires/dip-solder contacts

Description

Male cable connector, moulded

Drawing



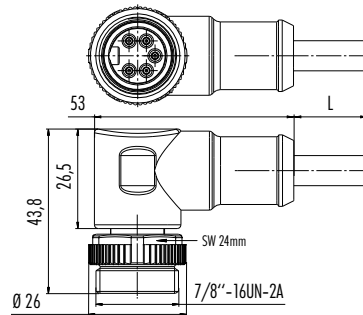
Contacts

Cable length, PUR

Ordering-No.

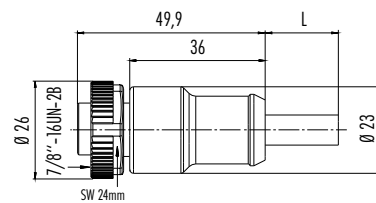
3 x 1,5	2 m	77 1429 0000 50003-0200
	5 m	77 1429 0000 50003-0500
	10 m	77 1429 0000 50003-1000
4 x 1,5	2 m	77 1429 0000 50004-0200
	5 m	77 1429 0000 50004-0500
	10 m	77 1429 0000 50004-1000
5 x 1,5	2 m	77 1429 0000 50005-0200
	5 m	77 1429 0000 50005-0500
	10 m	77 1429 0000 50005-1000

Male angled connector, moulded



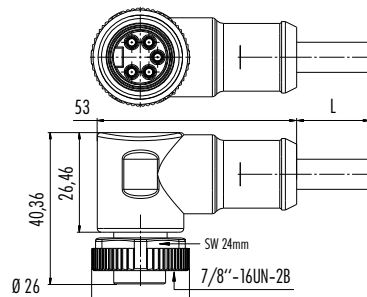
3 x 1,5	2 m	77 1427 0000 50003-0200
	5 m	77 1427 0000 50003-0500
	10 m	77 1427 0000 50003-1000
4 x 1,5	2 m	77 1427 0000 50004-0200
	5 m	77 1427 0000 50004-0500
	10 m	77 1427 0000 50004-1000
5 x 1,5	2 m	77 1427 0000 50005-0200
	5 m	77 1427 0000 50005-0500
	10 m	77 1427 0000 50005-1000

Female cable connector, moulded



3 x 1,5	2 m	77 1430 0000 50003-0200
	5 m	77 1430 0000 50003-0500
	10 m	77 1430 0000 50003-1000
4 x 1,5	2 m	77 1430 0000 50004-0200
	5 m	77 1430 0000 50004-0500
	10 m	77 1430 0000 50004-1000
5 x 1,5	2 m	77 1430 0000 50005-0200
	5 m	77 1430 0000 50005-0500
	10 m	77 1430 0000 50005-1000

Female angled connector, moulded



3 x 1,5	2 m	77 1434 0000 50003-0200
	5 m	77 1434 0000 50003-0500
	10 m	77 1434 0000 50003-1000
4 x 1,5	2 m	77 1434 0000 50004-0200
	5 m	77 1434 0000 50004-0500
	10 m	77 1434 0000 50004-1000
5 x 1,5	2 m	77 1434 0000 50005-0200
	5 m	77 1434 0000 50005-0500
	10 m	77 1434 0000 50005-1000

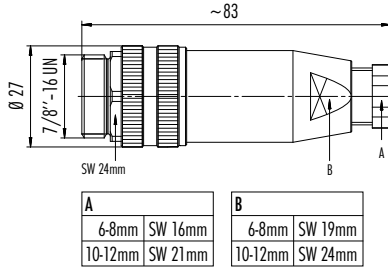
Specifications

Contacts	3, 2+PE	4, 3+PE	5, 4+PE
Wire gauge	max. 1,5 mm ² (max. AWG 16)		max. 1,5 mm ² – max. 2,5 mm ² (max. AWG 16 – max. AWG 14)
Mechanical operation	> 100 Mating cycles, > 50 Mating cycles		
Temperature range	– 25 °C / + 80 °C, – 25 °C / + 85 °C		
Rated voltage	300 V (600 V UL)		
Pollution degree	3		
Rated current (40°C)	12 A		9 A
Contact plating	Au (Gold)		
Material of housing	PUR, PBT		

Description

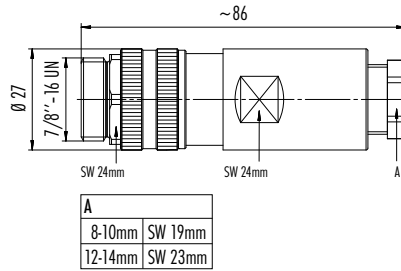
Male cable connector

Drawing



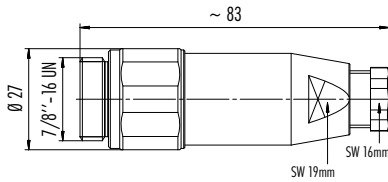
Contacts	Wire gauge	Cable outlet	Ordering-No.
2+PE		6-8 mm	99 2441 12 03
		10-12 mm	99 2441 32 03
3+PE	1,5 mm ²	6-8 mm	99 2443 12 04
		10-12 mm	99 2443 32 04
4+PE	2,5 mm ²	6-8 mm	99 2445 12 05
		10-12 mm	99 2445 32 05
		10-12 mm	99 2445 33 05

Male cable connector



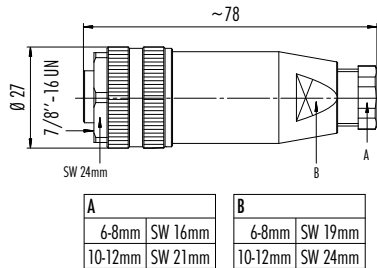
2+PE		8-10 mm	99 2441 21 03
		12-14 mm	99 2441 42 03
3+PE	1,5 mm ²	8-10 mm	99 2443 21 04
		12-14 mm	99 2443 42 04
4+PE	2,5 mm ²	8-10 mm	99 2445 21 05
		12-14 mm	99 2445 42 05
		8-10 mm	99 2445 23 05
		12-14 mm	99 2445 43 05

Male cable connector, stainless steel locking ring



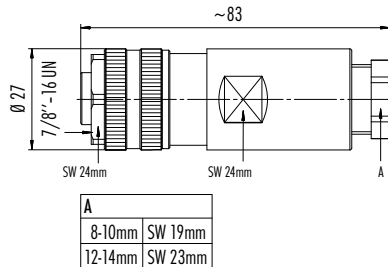
2+PE	1,5 mm ²	6-8 mm	99 2441 282 03
3+PE			99 2443 282 04
4+PE			99 2445 282 05

Female cable connector



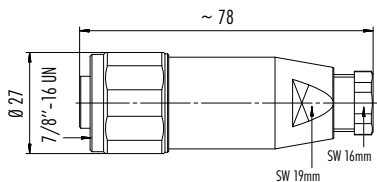
2+PE		6-8 mm	99 2440 12 03
		10-12 mm	99 2440 32 03
3+PE	1,5 mm ²	6-8 mm	99 2442 12 04
		10-12 mm	99 2442 32 04
4+PE	2,5 mm ²	6-8 mm	99 2444 12 05
		10-12 mm	99 2444 32 05
		10-12 mm	99 2444 33 05

Female cable connector



2+PE		8-10 mm	99 2440 21 03
		12-14 mm	99 2440 42 03
3+PE	1,5 mm ²	8-10 mm	99 2442 21 04
		12-14 mm	99 2442 42 04
4+PE	2,5 mm ²	8-10 mm	99 2444 21 05
		12-14 mm	99 2444 42 05
		8-10 mm	99 2444 23 05
		12-14 mm	99 2444 43 05

Female cable connector, stainless steel locking ring



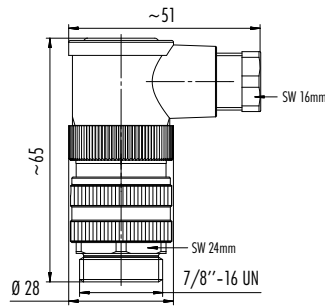
2+PE	1,5 mm ²	6-8 mm	99 2440 282 03
3+PE			99 2442 282 04
4+PE			99 2444 282 05

Description

Male angled connector

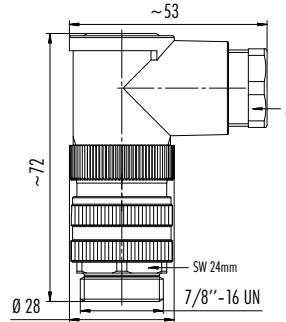


Drawing



Contacts	Wire gauge	Cable outlet	Ordering-No.
2+PE			99 2441 52 03
3+PE	1,5 mm ²	6-8 mm	99 2443 52 04
4+PE			99 2445 52 05

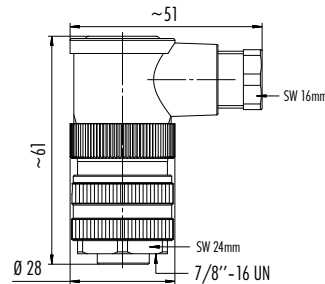
Male angled connector



A	
8-10mm	SW 19mm
10-12mm	SW 21mm

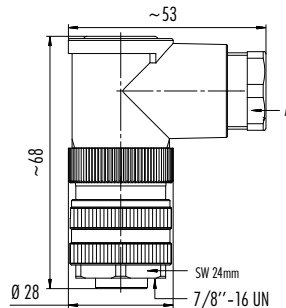
2+PE	1,5 mm ²	8-10 mm	99 2441 62 03
		10-12 mm	99 2441 72 03
3+PE	1,5 mm ²	8-10 mm	99 2443 62 04
		10-12 mm	99 2443 72 04
4+PE	2,5 mm ²	8-10 mm	99 2445 62 05
		10-12 mm	99 2445 72 05
		8-10 mm	99 2445 63 05
		10-12 mm	99 2445 73 05

Female angled connector



2+PE	1,5 mm ²	6-8 mm	99 2440 52 03
3+PE			99 2442 52 04
4+PE			99 2444 52 05

Female angled connector

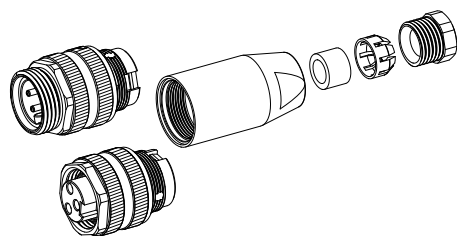


A	
8-10mm	SW 19mm
10-12mm	SW 21mm

2+PE	1,5 mm ²	8-10 mm	99 2440 62 03
		10-12 mm	99 2440 72 03
3+PE	1,5 mm ²	8-10 mm	99 2442 62 04
		10-12 mm	99 2442 72 04
4+PE	2,5 mm ²	8-10 mm	99 2444 62 05
		10-12 mm	99 2444 72 05
		8-10 mm	99 2444 63 05
		10-12 mm	99 2444 73 05

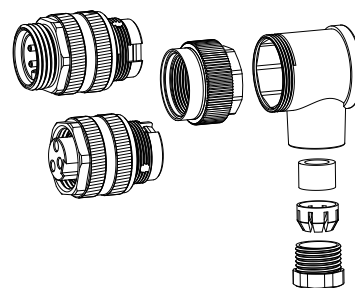
Component part drawing

Cable connectors



Female insert/
Male insert
Sleeve
Seal
Pinch ring
Pressing screw

Angled connectors



Female insert/
Male insert
Angled sleeve mounted
Angled housing
Seal
Pinch ring
Pressing screw
Cable outlet adjustable
in 8 positions

Description

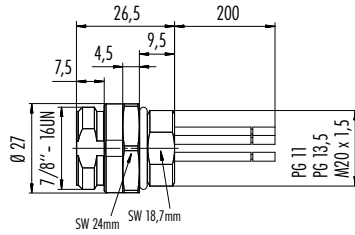
Drawing

Contacts

Fixing thread

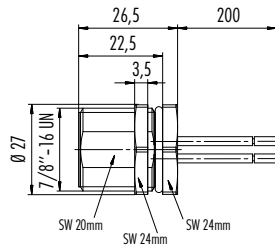
Ordering-No.

Male panel mount connector, with single wires (AWG 18)



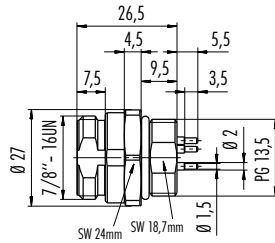
Contacts	Fixing thread	Ordering-No.
	PG 11	09 2447 310 03
2+PE	PG 13,5	09 2447 300 03
	M20 x 1,5	09 2447 320 03
4	PG 11	09 2449 310 04
	PG 13,5	09 2449 300 04
	M20 x 1,5	09 2449 320 04
	PG 11	09 2451 310 05
4+PE	PG 13,5	09 2451 300 05
	M20 x 1,5	09 2451 320 05

Male panel mount connector, front fastened, with single wires (AWG 18)



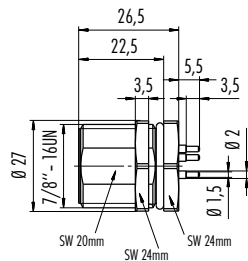
2+PE	–	09 2447 100 03
4	–	09 2449 100 04
4+PE	–	09 2451 100 05

Male panel mount connector, dip-solder



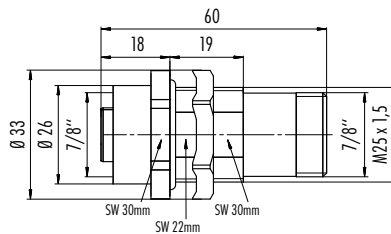
2+PE	–	09 2447 330 03
4	–	09 2449 330 04
4+PE	–	09 2451 330 05

Male panel mount connector, front fastened, dip-solder



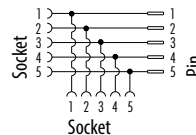
2+PE	–	09 2447 180 03
4	–	09 2449 180 04
4+PE	–	09 2451 180 05

Adapter lead-through for control cabinet



5	–	09 2472 00 05
---	---	---------------

Splitter, socket 7/8", pin/socket 7/8"



3 and 4 contacts analogue

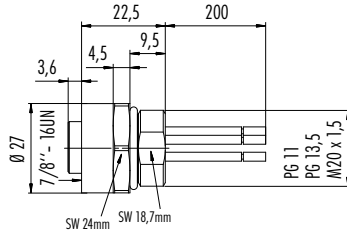
3	–	09 2473 100 03
4	–	09 2474 100 04
5	–	09 2475 100 05

Description

Female panel mount connector, with single wires (AWG 18)

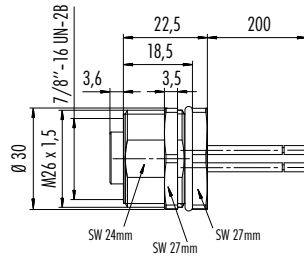


Drawing



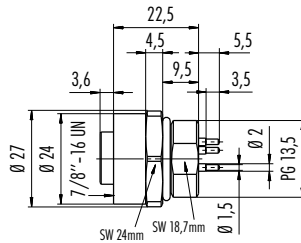
Contacts	Fixing thread	Ordering-No.
	PG 11	09 2446 310 03
2+PE	PG 13,5	09 2446 300 03
	M20 x 1,5	09 2446 320 03
4	PG 11	09 2448 310 04
	PG 13,5	09 2448 300 04
	M20 x 1,5	09 2448 320 04
4+PE	PG 11	09 2450 310 05
	PG 13,5	09 2450 300 05
	M20 x 1,5	09 2450 320 05

Female panel mount connector, front fastened, with single wires (AWG 18)



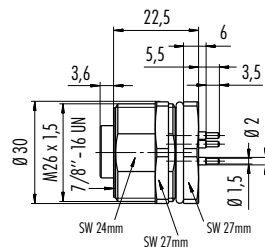
2+PE	–	09 2446 100 03
4	–	09 2448 100 04
4+PE	–	09 2450 100 05

Female panel mount connector, dip-solder



2+PE	–	09 2446 330 03
4	–	09 2448 330 04
4+PE	–	09 2450 330 05

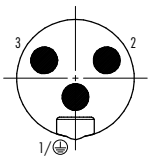
Female panel mount connector, front fastened, dip-solder



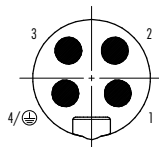
2+PE	–	09 2446 180 03
4	–	09 2448 180 04
4+PE	–	09 2450 180 05

Contact arrangements male insert (mating side)

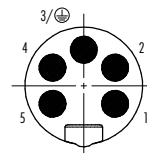
3, 2+PE contacts



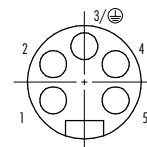
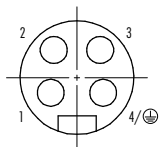
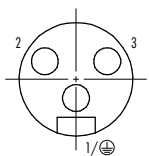
4, 3+PE contacts



5, 4+PE contacts



Contact arrangements female insert (mating side)

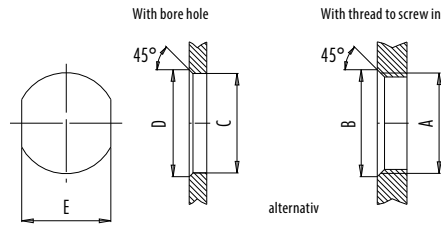


Colour of wire, moulded cable and panel mount connectors

3, 2+PE contacts	4, 3+PE contacts	5, 4+PE contacts
1 green/yellow	1 black	1 black
2 brown	2 blue	2 blue
3 blue	3 brown	3 green/yellow
	4 white	4 brown
		5 white

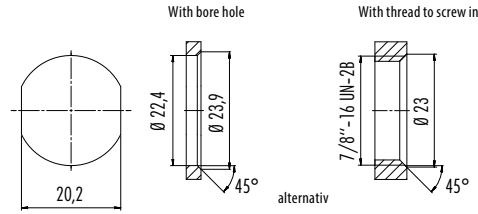
Panel cut out

Panel mount connector



	A	B	C	D	E
PG11	PG11	20,2	18,7	20,2	17,0
PG13,5	PG13,5	22,0	20,5	22,0	18,8
M20x1,5	M20x1,5	21,6	20,1	21,6	17,8

Panel mount connector, front fastened

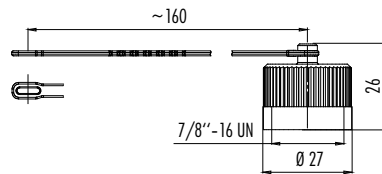


Description

Drawing

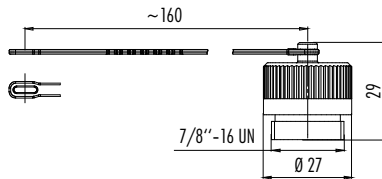
Ordering-No.

Protection cap for male cable connector



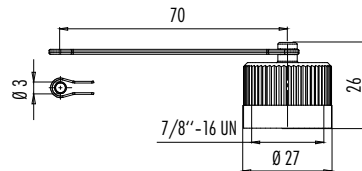
08 2807 000 000

Protection cap for female cable connector



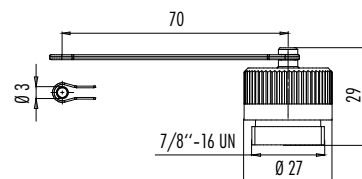
08 2808 000 000

Protection cap for male panel mount connector



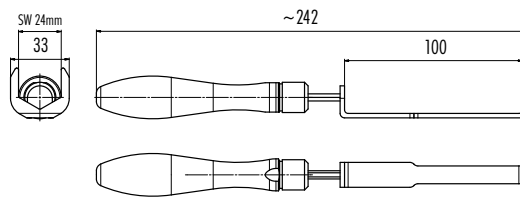
08 2809 000 000

Protection cap for female panel mount connector



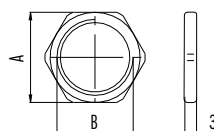
08 2811 000 000

Torque wrench



07 0082 000

Hexagonal nut for fixing thread



Fix. thread B **Wrench size A** **Ordering-No.**

PG 11	SW 21 mm	16 0403 001
PG 13,5	SW 23 mm	16 0401 001
M20 x 1,5	SW 24 mm	16 0917 001