

- Snap-in locking system
- 3 – 5 contacts
- Degree of protection IP40
- Solder termination
- Moulded versions
- Easy assembly



Description	Drawing	Contacts	Cable outlet	Ordering-No.
Male cable connector without strain relief		3		09 9747 00 03
		4	3,6 mm	09 9767 00 04
		5		09 9789 00 05



Male cable connector with strain relief		3	2,5–4 mm	09 9747 70 03
			3,5–5 mm	09 9747 71 03
		4	2,5–4 mm	09 9767 70 04
			3,5–5 mm	09 9767 71 04
		5	3,5–5 mm	09 9789 71 05



Female cable connector without strain relief		3		09 9748 00 03
		4	3,6 mm	09 9764 00 04
		5		09 9790 00 05



Female cable connector with strain relief		3	2,5–4 mm	09 9748 70 03
			3,5–5 mm	09 9748 71 03
		4	2,5–4 mm	09 9764 70 04
			3,5–5 mm	09 9764 71 04
		5	3,5–5 mm	09 9790 71 05



Specifications

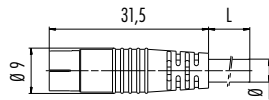
Contacts	3	4	5
Wire gauge	max. 0,25 mm ² (max. AWG 24)		
Mechanical operation	> 100 Mating cycles		
Temperature range	– 25 °C / + 70 °C		
Rated voltage	60 V		
Pollution degree	1		
Rated current (40°C)	3 A		
Contact plating	Au (Gold)		
Material of housing	PA		

Description

Male cable connector, moulded



Drawing



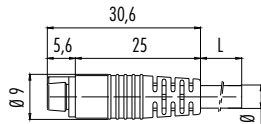
Contacts

Cable length, PVC

Ordering-No.

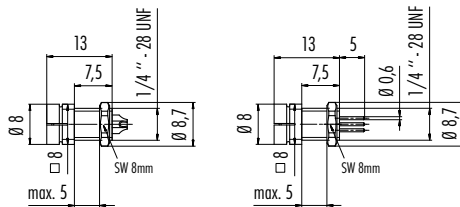
3 x 0,25	2 m	79 9001 12 03
	5 m	79 9001 15 03
4 x 0,25	2 m	79 9003 12 04
	5 m	79 9003 15 04
5 x 0,25	2 m	79 9005 12 05
	5 m	79 9005 15 05

Female cable connector, moulded



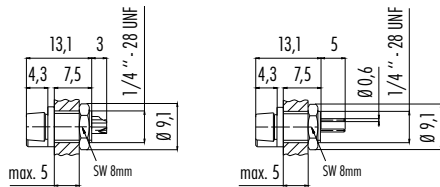
3 x 0,25	2 m	79 9002 12 03
	5 m	79 9002 15 03
4 x 0,25	2 m	79 9004 12 04
	5 m	79 9004 15 04
5 x 0,25	2 m	79 9006 12 05
	5 m	79 9006 15 05

Male panel mount connector, solder termination/dip-solder termination



Contacts	Cable length	Solder termination	Dip-Solder termination
3		09 9749 30 03	09 9749 20 03
4	-	09 9765 30 04	09 9765 20 04
5		09 9791 30 05	09 9791 20 05

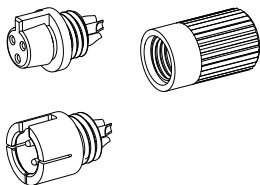
Female panel mount connector, solder termination/dip-solder termination



3		09 9750 30 03	09 9750 20 03
4	-	09 9766 30 04	09 9766 20 04
5		09 9792 30 05	09 9792 20 05

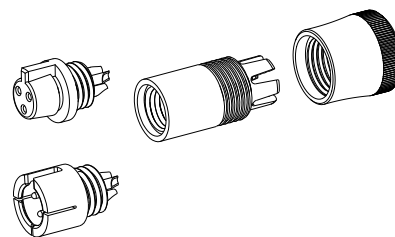
Component part drawing

Cable connector without strain relief



Female insert
Male insert
Sleeve

Cable connector with strain relief



Female insert
Male insert
Pinch ring
Pressing screw

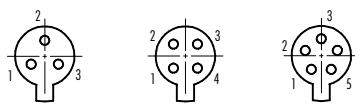
Contact arrangements male insert (mating side)

3 contacts 4 contacts 5 contacts



Contact arrangements female insert (mating side)

3 contacts 4 contacts 5 contacts



Panel cut out



Colour of wire, moulded cable connectors

- 1 brown
- 2 white
- 3 blue
- 4 black
- 5 grey