

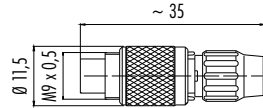
- Screw termination M9
- 2 – 8 contacts
- Degree of protection IP40
- Solder termination
- Diameter 11,5 mm



### Description

Male cable connector

### Drawing



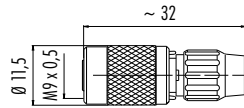
### Contacts

### Cable outlet 3–4 mm

### Cable outlet 4–5 mm

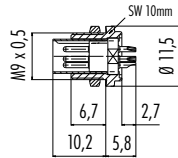
2	99 0071 100 02	99 0071 102 02
3	99 0075 100 03	99 0075 102 03
4	99 0079 100 04	99 0079 102 04
5	99 0095 100 05	99 0095 102 05
7	99 0475 100 07	99 0475 102 07
8	99 0479 100 08	99 0479 102 08

Female cable connector



2	99 0072 100 02	99 0072 102 02
3	99 0076 100 03	99 0076 102 03
4	99 0080 100 04	99 0080 102 04
5	99 0096 100 05	99 0096 102 05
7	99 0476 100 07	99 0476 102 07
8	99 0480 100 08	99 0480 102 08

Male panel mount connector, solder termination

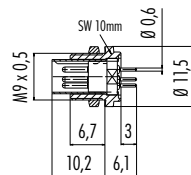


max. wall thickness: 1,5 mm

### Contacts Ordering-No.

2	09 0073 00 02
3	09 0077 00 03
4	09 0081 00 04
5	09 0097 00 05
7	09 0477 00 07
8	09 0481 00 08

Male panel mount connector, dip-solder termination



max. wall thickness: 1,5 mm

2	09 0073 20 02
3	09 0077 20 03
4	09 0081 20 04
5	09 0097 20 05
7	09 0477 22 07
8	09 0481 22 08

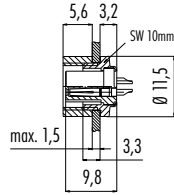
### Specifications

Contacts	2	3	4	5	7	8
Wire gauge	max. 0,25 mm <sup>2</sup> (max. AWG 24)				max. 0,14 mm <sup>2</sup> (max. AWG 26)	
Mechanical operation	> 500 Mating cycles					
Temperature range	- 40 °C / + 85 °C					
Rated voltage	125 V					
Pollution degree	1					
Rated current (40°C)	4 A			3 A		1 A
Contact plating	Au (Gold)					
Material of housing	PA					

**Description**

Female panel mount connector, solder termination

**Drawing**



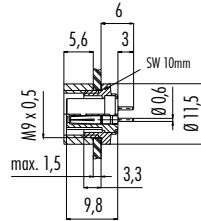
**Contacts**

**Ordering-No.**

2	09 0074 00 02
3	09 0078 00 03
4	09 0082 00 04
5	09 0098 00 05
7	09 0478 00 07
8	09 0482 00 08



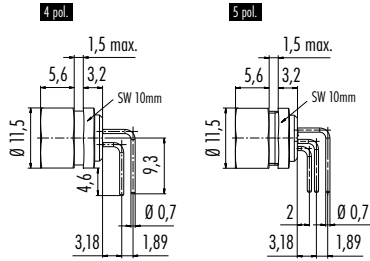
Female panel mount connector, dip-solder termination



2	09 0074 20 02
3	09 0078 20 03
4	09 0082 20 04
5	09 0098 20 05
7	09 0478 22 07
8	09 0482 22 08



Female angled panel mount connector, dip-solder termination

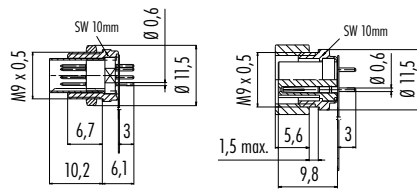


2	-
3	-
4	09 0082 32 04
5	09 0098 72 05
7	-
8	-



**Male panel mount connector      Female panel mount connector**

Male panel mount connector/Female panel mount connector with flexible PCB



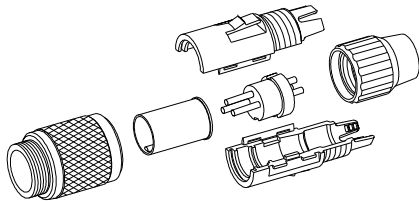
max. wall thickness: 1,5 mm

2	-	-
3	-	-
4	-	-
5	-	-
7	09 0477 65 07	09 0478 65 07
8	09 0481 65 08	09 0482 65 08



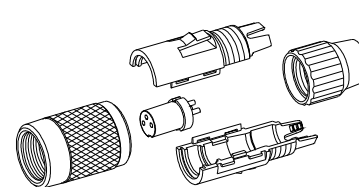
**Component part drawing**

Male cable connector



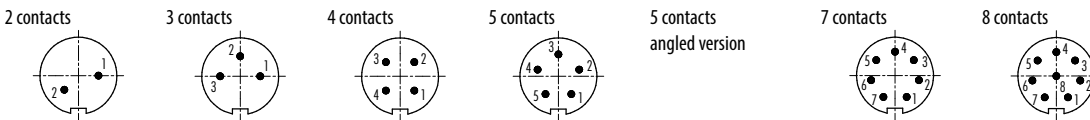
Connection ring male connector  
Sleeve  
Carrier sleeve part 1 and part 2  
Male insert  
Pressing screw  
Attention:  
max. torque of ring nut in panel mount connector: 50cNm (manual adjustment)

Female cable connector



Connection ring male connector  
Sleeve  
carrier sleeve part 1 and part 2  
Male insert  
Pressing screw  
Attention:  
max. torque of ring nut in panel mount connector: 50cNm (manual adjustment)

**Contact arrangements male insert (mating side)**



**Panel cut out**



**Contact arrangements female insert (mating side)**

